


LYCOMING PARTS CATALOG



10-720 SERIES AIRCRAFT ENGINES

LYCOMING WILLIAMSPORT DIVISION
WILLIAMSPORT, PENNSYLVANIA 17701

PC-119

November 1977

SUPPLEMENTAL PARTS LIST SSP778

To Provide Parts Coverage for Avco Lycoming
IO-720-D1CD Model Aircraft Engines

The part numbers in this supplement have been listed in the same order as those in PC-119. This arrangement allows use of the illustrations in PC-119 with this supplement.

To find the desired part, locate the page and figure number in PC-119 which portrays the part. Then refer to the corresponding page and figure number in this supplement.

IO-720-D1CD

SECTION 1
CRANKCASE, CRANKSHAFT AND CAMSHAFT GROUP

Page 1-1 - Figure 1
Crankcase Assembly

Ref. No.	Part No.	Description	Qty. Per Assy.
1	LW-13748	CRANKCASE ASSEMBLY	1
2	STD-557	DOWEL, 1/2 dia. x 11/16 hollow	2
6	38-22	STUD, 3/8-16 x 2-3/4	1
8	69796	DOWEL, Crankshaft bearing	2
9	STD-514	DOWEL, 5/16 dia. x 1/2 long	2
10	50-15	STUD, 1/2-13 x 1-7/8	16
11	38-13	STUD, 3/8-16 x 1-5/8	36
12	38-15	STUD, 3/8-16 x 1-7/8	8
14	31C-12	STUD, 5/16-18 x 1-1/2	2
15	31C-13	STUD, 5/16-18 x 1-5/8	2
19	31C-21	STUD, 5/16-18 x 2-5/8	1
20	1102	PLUG, 1/8-27 NPT	4
21	STD-783	PLUG, 1/4 pipe	1
22	STD-1339	PLUG, 1/16-27 NPT	1
24	65007	RETAINER, Shroud tube seal	16
26	38D-17	STUD, 3/8-16 x 2-1/8 long-drilled	1
27	72158	BUSHING, Gov. drive idler shaft	1
28	73772	NOZZLE ASSEMBLY, Piston cooling	8
30	31C-14	STUD, 5/16-18 x 1-5/8 long	4

Page 1-3 - Figure 2
Oil Level Gage and Mounting Brackets

1	70457	GASKET, Oil filler extension	1
2	77527	EXTENSION, Oil filler	1
3	72312	RING, Oil seal 1.00 ID x 1/8 sect.	1
5	LW-14745	GAGE ASSEMBLY, Oil level	1
6	77311	BRACKET, Engine mounting top	2
	77312	BRACKET, Engine mounting bottom	2
7	STD-33	WASHER, 3/8 plain	16
8	STD-678	WASHER, 3/8 internal lock	16
9	STD-596	NUT, 3/8-16 plain	16

Page 1-4 - Figure 3
Crankcase Related Parts

1	1028-B	BALL, 11/16 dia.	1
2	68668	SPRING, Oil pressure relief valve	AR
	77467	SPRING, Oil pressure relief valve	AR
	61084	SPRING, Oil pressure relief valve	AR
	LW-11713	SPRING, Oil pressure relief valve	AR
3	STD-425	WASHER, No. 10 plain (max. 9)	AR

IO-720-D1CD

SECTION 1 (CONT.)
CRANKCASE, CRANKSHAFT AND CAMSHAFT GROUPPage 1-4 - Figure 3 (Cont.)
Crankcase Related Parts

Ref. No.	Part No.	Description	Qty. Per Assy.
4	STD-1045	GASKET, 1-1/4 ID x 1-1/2 OD x 3/32 ann.	1
5	76529	PLUG, Oil relief valve	1
7	LW-14830	BEARING, Crankshaft	8
8	LW-13885	BEARING, Crankshaft - front	2
9	LW-15628	SEAL, Crankshaft oil	1
11	STD-1002	RING, Oil seal 5/16 ID x 1/16 dia.	1
12	72091	RING, Oil seal 23/64 ID x 7/64 dia.	2
13	73061	BODY, Hydraulic tappet	16

Page 1-5 - Figure 4
Crankshaft and Camshaft Assembly

1	LW-13370	CRANKSHAFT AND COUNTERWEIGHT ASSEMBLY	1
2	LW-13369	CRANKSHAFT ASSEMBLY	1
3	STD-1211	PLUG, 2.00 dia. expansion	1
4	73810	BUSHING, Crankshaft	16
5	60945	PLUG, 1-1/4 dia.	1
6	73811	BUSHING, Prop. flange long - indexing	1
7	72155	BUSHING, Prop. flange - short	1
8	72156	BUSHING, Prop. flange - long	4
9	STD-2078	DOWEL, 3/8 dia. x 1/2 long	1
10	73643	COUNTERWEIGHT ASSEMBLY	6
11	73812	COUNTERWEIGHT ASSEMBLY	1
12	73644	COUNTERWEIGHT ASSEMBLY	1
13	71903	BUSHING, Dynamic counterweight	32
14	73649	ROLLER, Dynamic counterweight 1.1 order	12
15	73814	ROLLER, Dynamic counterweight 3.5 order	2
16	73648	ROLLER, Dynamic counterweight 5.1 order	2
17	LW-14820	RING, Internal retaining	32
18	71907	WASHER, Dynamic counterweight	32
19	LW-10284	GEAR, Crankshaft	1
20	LW-10332	LOCKPLATE, Crankshaft gear	1
21	AN8-14A	BOLT, 1/2-20 x 1-19/32 long	1
22	LW-13879	CAMSHAFT ASSEMBLY	1
23	STD-1065	DOWEL, 5/16 x 1/4 dia. x 35/64 long	1
24	71643	SHAFT ASSEMBLY, Tachometer	1
25	STD-1199	PIN, 3/16 dia. x 1-1/8 long	1

IO-720-D1CD

SECTION 1 (CONT.)
CRANKCASE, CRANKSHAFT AND CAMSHAFT GROUP

Page 1-5 - Figure 4 (Cont.)
Crankshaft and Camshaft Assembly

Ref. No.	Part No.	Description	Qty. Per Assy.
26	72080	GEAR, Camshaft	1
27	68753	SPACER, Tachometer shaft centering	1
28	73816	SLINGER, Breather	1
29	72078	LOCKPLATE, 5/16 x 1-21/64 spacing	2
30	STD-1791	SCREW, 5/16-24 x 21/32 long, hex hd.	4
31	70387	GEAR, Camshaft governor drive	1
32	STD-737	KEY, 3/32 x 1/2 Woodruff	1
33	STD-1732	RING, External retaining	2
34	74321	SUPPORT ASSY., Starter ring gear	1
35	60882	GEAR, Starter ring	1

Page 1-7 - Figure 5
Propeller Governor Drive Assembly (Crankcase)

1	77875	GEAR, Prop. gov. driven	1
2	LW-14021	SHAFT, Prop. gov. idler gear	1
3	77874	GEAR ASSY., Prop. governor idler	1
4	77872	BUSHING, Prop. gov. idler gear	1
5	STD-19	DOWEL, 3/32 dia. x 7/32 long	1
6	STD-798	DOWEL, 3/32 dia. x 9/32 long	1
8	73249	WASHER, Thrust	AR
	73250	WASHER, Thrust	AR
	73251	WASHER, Thrust	AR
	73252	WASHER, Thrust	AR
9	AN565B1032H5	SET SCREW, 10-32 x 5/16 long	1
10	70455	GASKET, 25/32 ID x 1-1/8 OD x .030 to .040 thick	1
11	LW-13896	PLUG, 3/4-16 hex hd.	1
12	72053	GASKET, Governor drive	1
13	72378	COVER, Governor drive	1
14	STD-35	WASHER, 5/16 plain	AR
15	STD-475	WASHER, 5/16 internal lock	4
16	STD-1410	NUT, 5/16-18 plain	4

Page 1-8 - Figure 6
Crankshaft Idler Gear

9	LW-10294	GEAR ASSY., Crankshaft idler	1
10	LW-10297	GEAR ASSY., Crankshaft idler (heavy)	1
11	LW-10324	GEAR ASSY., Fuel pump idler	1

IO-720-D1CD

SECTION 1 (CONT.)
CRANKCASE, CRANKSHAFT AND CAMSHAFT GROUP

Page 1-11 - Figure 8
Crankcase Attaching Parts

Ref. No.	Part No.	Description	Qty. Per Assy.
1	60803	STRAP, Lifting	2
2	STD-2084	BOLT, 1/4-20 x 1-3/4 long, hex hd.	2
3	STD-1414	BOLT, 1/4-20 x 1-1/2 long, hex hd.	10
4	STD-1646	BOLT, 1/4-20 x 2-3/4 long, hex hd.	2
5	STD-1904	BOLT, 1/4-20 x 2-3/4 long, hex hd., drilled	1
6	STD-1903	BOLT, 1/4-20 x 2-1/8 long, hex hd., drilled	7
7	STD-1905	BOLT, 1/4-20 x 2-5/16 long, hex hd.	2
9	STD-1419	BOLT, 1/4-20 x 1-1/8 long, hex hd.	4
10	STD-8	WASHER, 1/4 plain	41
11	STD-160	WASHER, 1/4 internal lock	20
12	STD-1411	NUT, 1/4-20 plain	15
13	STD-1409	NUT, 1/4-20 slotted shear	8
14	STD-33	WASHER, 3/8 plain	1
15	STD-872	NUT, 3/8-24 slotted	1
20	AN6-34A	BOLT, 3/8-24 x 3-37/64 long, hex hd.	1
21	STD-33	WASHER, 3/8 plain	4
23	LW-11866	SPACER, Nut compressor	2
25	76220	STUD, 1/2-20 x 10-45/64 long	10

SECTION 2
ACCESSORY HOUSING AND RELATED PARTS

Page 2-1 - Figure 9
Accessory Housing Assembly

1	73818	GASKET, Accessory housing	1
2	LW-10923	HOUSING ASSEMBLY, Accessory	1
14	25C-12	STUD, 1/4-20 x 1-1/2 long	8
15	31C-19	STUD, 5/16-18 x 2-3/8 long	4
16	31CD-20	STUD, 5/16-18 x 2-1/2 long, drilled	3
17	31C-21	STUD, 5/16-18 x 2-5/8 long	2
	31C-13	STUD, 5/16-18 x 1-5/8 long	3
20	STD-1339	PLUG, 1/16 NPT	1
21	LW-10341	INSERT, 1.00-14 heli-coil x 3/8 long	1
22	MS124703	INSERT, 3/4-16 heli-coil x 1-1/8 long	1
23	LW-12589	INSERT, 5/8-18 heli-coil x 3/8 long	1
	1102	PLUG, 1/8-27 NPT	1

IO-720-D1CD

SECTION 2 (CONT.)
ACCESSORY HOUSING AND RELATED PARTS

Page 2-3 - Figure 10
Oil Pump and Accessory Housing Attaching Parts

Ref. No.	Part No.	Description	Qty. Per Assy.
1	LW-10344	BODY ASSY., Oil pump	1
2	60329	SHAFT, Oil pump idler	1
3	STD-714	PIN, 1/8 dia. x 1/2 long (cotter)	1
6	61298	IMPELLER, Oil pump driven	1
7	61297	IMPELLER, Oil pump driving	1
8	LW-10318	GEAR ASSY., Oil pump drive	1
9	STD-35	WASHER, 5/16 plain	3
10	STD-1420	NUT, 5/16-18 slotted	3
11	LW-14260	SEAL, Tachometer drive	1
12	STD-8	WASHER, 1/4 plain	12
13	STD-160	WASHER, 1/4 lock	12
14	STD-1204	BOLT, 1/4-20 x 15/16 long	11
17	STD-1215	BOLT, 1/4-20 x 1-1/4 long	1

Page 2-5 - Figure 11
Fuel Pump Drives and Fuel Pump Assemblies

8	LW-10329	SHAFT GEAR ASSY., Fuel pump drive	1
9	69164	GASKET, Fuel pump adapter	1
10	69159	ADAPTER ASSY., Fuel pump drive	1
11	STD-1774	PIN, 1/8 dia. x 1/4 long	1
12	STD-213	SEAL, Oil 3/4 ID x 1-3/4 OD	1
15	LW-10799	SPACER, Fuel pump insulating	1
16	LW-14444	PUMP, Fuel (RG9080-J6A)	1
17	STD-35	WASHER, 5/16 plain	4
18	STD-475	WASHER, 5/16 internal lock	4
19	STD-1410	NUT, 5/16-18 plain	4
20	AN816-6-8	NIPPLE, 3/8 fl. tube 1/2 NPT	1
21	LW-15678	ELBOW, 1/3 fl. tube 1/2 NPT 45°	1

Page 2-11 - Figure 14
Vacuum Pump Drive

6	LW-10303	PLUG, Vacuum pump drive	1
8	8313	GASKET, Vacuum pump	1
9	60430	COVER, Vacuum pump	1
11	STD-8	WASHER, 1/4 plain	4
12	STD-160	WASHER, 1/4 internal lock	4
13	STD-1411	NUT, 1/4-20 plain	4

IO-720-D1CD

SECTION 2 (CONT.)
ACCESSORY HOUSING AND RELATED PARTS

Page 2-12 - Figure 15
Hydraulic Pump Drive

Ref. No.	Part No.	Description	Qty. Per Assy.
	LW-10671	GEAR ASSEMBLY, Accessory driven	1
	71596	WASHER, Accessory driven gear	1
	STD-208	SEAL, Oil 7/8 ID x 1-1/2 OD x 5/16 wide	1
	AN123857	"O" RING, 9/64 ID x 1/16	1
	LW-14819	ADAPTER ASSY., Hydraulic pump	1
	STD-1631	DOWEL, 1/16 dia. x 11/32 long	1
	STD-8	WASHER, 1/4 plain	4
	STD-160	WASHER, 1/4 internal lock	4
	STD-1411	NUT, 1/4-20 plain	4
	STD-35	WASHER, 5/16 plain	1
	STD-475	WASHER, 5/16 internal lock	1
	STD-1410	NUT, 5/16-18 plain	1
	20415	GASKET, Hydraulic pump	1
	72412	COVER, Hydraulic pump	1
	STD-1828	BOLT, 5/16-18 x 1-5/16 long	2
	STD-35	WASHER, 5/16 plain	6
	STD-475	WASHER, 5/16 internal lock	4
	STD-1410	NUT, 5/16-18 plain	4

Page 2-15 - Figure 18
Oil Filter Assembly and Oil Cooler Bypass Valve

9	75944	VALVE ASSY., Temp. control oil cooler bypass	1
25	LW-10321	SPRING, Oil filter bypass	1
26	76539	SEAT, Oil relief valve	1
27	LW-10320	SLEEVE, Oil filter bypass	1
28	MS16625-1100	RING, Internal retaining	1
29	LW-13905	OIL FILTER, long	1
30	LW-13904	KIT, Converter plate oil filter	1
31	73647	FITTING, Breather	1
33	MS29512-10	SEAL, Oil, 3/32 sect. x 45/64 ID	1
34	AN814-10L	PLUG, 3/4-14	1
35	STD-294	GASKET, 7/8 OD x 5/8 ID x 3/32 annular	2
36	1540	PLUG, Thermometer well	2
37	MS29512-10	SEAL, Oil, 3/32 sect. x 45/64 ID	1
38	LW-14178	PLUG, Turbo drain back	1
39	1102	PLUG, 1/8-27 NPT	1

IO-720-D1CD

SECTION 3
CYLINDER, PISTON AND VALVE TRAIN

Page 3-1 - Figure 19
Connecting Rods, Pistons and Ring Assemblies

Ref. No.	Part No.	Description	Qty. Per Assy.
1	LW-10646	CONNECTING ROD ASSEMBLY	8
2	LW-13923	BUSHING, Connecting rod upper	8
3	75060	BOLT, Connecting rod	16
4	LW-12186	NUT, Connecting rod	16
5	LW-14954	BEARING, Connecting rod	16
6	LW-10207	PISTON, Compression ratio 8.7:1	8
7	LW-14078	PIN, Piston	8
8	60828	PLUG, Piston pin	16
9	74241	RING, Piston compression	16
10	73857	RING, Piston oil regulating	8

Page 3-3 - Figure 20
Cylinder Assembly

1	LW-15438	CYLINDER & HEAD ASSY., Nitrided	8
2	LW-12688	SEAT, Intake valve	8
3	71894	SEAT, Exhaust valve	8
4	LW-11956	GUIDE, Valve	8
5	LW-11957	GUIDE, Valve, exhaust	8
6	69260	INSERT, Spark Plug (long reach)	16
7	STD-1872	INSERT, 1/8-27 NPT heli-coil	8
8	67528	STUD, 5/16-18 x 1-5/8	16
9	66670	BUSHING, Rocker shaft inner	32
11	25C-8	STUD, 1/4-20 x 1.00 long	32
12	MS20823-6D	ELBOW, 3/8 flared tube & 1/4 NPT 45°	8
13	1102	PLUG, 1/8-27 NPT	8
14	72343	STABILIZER, Cylinder head - 15 teeth	8
15	72344	STABILIZER, Cylinder head - 26 teeth	8

Page 3-5 - Figure 21
Valve Assembly

1	LW-13622	VALVE, Intake (rotator)	8
2	73111	VALVE, Exhaust (rotator)	8
3	LW-11796	SPRING, Valve outer	16
4	LW-11797	SPRING, Valve auxiliary	16
5	LW-13321	SEAT, Valve spring lower intake	8
6	LW-13322	SEAT, Valve spring lower exhaust	8
7	69532	SEAT, Valve spring upper intake (rotator)	8
8	72050	KEY, Valve intake (rotator)	16

IO-720-D1CD

SECTION 3 (CONT.)
CYLINDER, PISTON AND VALVE TRAIN

Page 3-5 - Figure 21 (Cont.)
Valve Assembly

Ref. No.	Part No.	Description	Qty. Per Assy.
9	62388	CAP, Valve stem intake	8
10	LW-10076	SEAT, Valve spring upper exhaust	8
11	MS13997-3	KEY, Valve exhaust (rotator)	16
12	MS13998-3	CAP, Valve stem exhaust (rotator)	8
13	78290	PLUNGER ASSY., Hydraulic tappet	16
14	78524	SOCKET, Push rod, hydraulic tappet	16
15	72255	SHROUD TUBE ASSY., Push rod	16
17	LW-13077	SPRING, Shroud tube	32
18	66728	WASHER, 25/32 ID x 1-1/4 OD x 1/32 thick	32
19	61503	SLEEVE, Shroud tube seal	16
20	62922	SEAL, Shroud tube	32
21	73455	ROD ASSY., Push	AR
	73456	ROD ASSY., Push	AR
	73457	ROD ASSY., Push	AR
	73458	ROD ASSY., Push	AR
22	71549	WASHER, Valve rocker thrust	16
23	72626	SHAFT, Valve rocker	16
24	71266	ROCKER ASSY., Intake valve	8
25	67114	BUSHING, Valve rocker	8
26	71265	ROCKER ASSY., Exhaust valve	8
27	67114	BUSHING, Valve rocker	8

Page 3-7 - Figure 22
Cylinder Related Parts

1	66732	GASKET, Valve rocker shaft cover	16
2	66731	COVER, Valve rocker shaft	16
3	STD-160	WASHER, 1/4 lock	32
4	STD-1411	NUT, 1/4-20 plain	32
6	67193	GASKET, Rocker box cover	8
7	68795	COVER ASSY., Rocker box	8
9	STD-1925	SCREW, 1/4-20 x 5/8 long, pan hd., self-locking	64
10	71481	RING, Oil seal 3/32 dia. x 4-27/32 ID	8
11	74494	PLATE, Spark plug caution	8
13	77906	SPACER, 33/64 ID x 7/8 OD x 1/8 thick	2
14	74887	SPACER, 33/64 ID x 7/8 OD x 3/8 thick	2
15	STD-2090	NUT, 1/2-20 plain	36
17	383-B	NUT, 3/8-24 plain	32
19	STD-684	NIPPLE, Straight 3/8 ID hose	8

IO-720-D1CD

SECTION 3 (CONT.)
CYLINDER, PISTON AND VALVE TRAIN

Page 3-7 - Figure 22 (Cont.)
Cylinder Related Parts

Ref. No.	Part No.	Description	Qty. Per Assy.
20	STD-2180	HOSE, 3/8 ID x 1-13/16 long	8
21	LW-15592-5-05	CLAMP, Hose	16
22	73382	TUBE ASSY., Cyl.hd.oil drain, cyl. #1	1
23	73384	TUBE ASSY., Cyl.hd.oil drain, cyl. #2	1
24	73387	TUBE ASSY., Cyl.hd.oil drain, cyl. #4	1
25	73388	TUBE ASSY., Cyl.hd.oil drain, cyls. # 3-5-6-7-8	5
26	75338	BAFFLE ASSY., Intercylinder	6
27	71610	HOOK, Intercylinder baffle retainer	6
28	71611	RETAINER, Intercylinder baffle	6
29	72834	COVER, Baffle ignition cable hole	6
30	STD-692	SCREW, No. 10-32 x 1/2 long, rd. hd.	12
31	STD-670	NUT, No. 10-32 self-locking	12
33	75118	GASKET, Exhaust flange	16
38	STD-35	WASHER, 5/16 plain	16
39	STD-475	WASHER, 5/16 lock	16
40	STD-1410	NUT, 5/16-18	16

SECTION 4
IGNITION SYSTEM

Page 4-9 - Figure 27
2200 Series Magneto and Magneto Drives

1	LW-13643	GEAR RETAINER MAGNETO DRIVE	1
2	LW-13641	CUSHION, Magneto drive	2
3	LW-12681	GASKET, Magneto	1
4	LW-385148-202	MAGNETO, Ignition system	1
5	LW-382620-51	MAGNETO, Ignition	1
6	LW-684801-107	HARNESS, Ignition	1
7	75965	CLAMP, Magneto	2
8	STD-475	WASHER, 5/16 lock	2
9	STD-1410	NUT, 5/16-18 plain	2
10	LW-14057	CLAMP, One wire for 1/4 screw	2
11	LW-14060	CLAMP, Two wire fro 1/4 screw	2
12	62255	CLAMP, Three wire for 1/4 screw	2
13	73971	CLAMP, Four wire for 1/4 screw	5
15	73050	CLAMP, Seven or eight wire for 1/4 screw	2
17	72815	TWIST, Bracket	2
18	76734	ZIP STRAPS	29
19	LW-14150	SPIRAL TUBING (inches)	76

IO-720-D1CD

SECTION 4 (CONT.)
IGNITION SYSTEM

Page 4-9 - Figure 27 (Cont.)
2200 Series Magneto and Magneto Drives

Ref. No.	Part No.	Description	Qty. Per Assy.
20	STD-692	SCREW, No. 10-32	2
21	STD-670	NUT, No. 10-32 self-locking	2
22	STD-1874	SCREW, 1/4-20	8
23	STD-8	WASHER, 1/4 plain	24
24	STD-696	WASHER, 1/4 thin	AR

Page 4-11 - Figure 28
Spark Plugs

1	1182-W5	SPARK PLUG (CHAMPION RHB-37E)	16
---	---------	-------------------------------	----

SECTION 5
ELECTRICAL SYSTEM

Page 5-1 - Figure 29
Generators, Alternators, Regulators, Relays and Belts

2	LW-14324	ALTERNATOR, 24 volt-20 amp (externally grounded) (ALU-8421)	1
3	LW-10179	REGULATOR, 24 volt (VSF-7403)	1
5	76026	BELT, Alternator drive	1

Page 5-13 - Figure 35
Alternator Mounting and Attaching Parts, Link Adjusting

2	LW-13039	BRACKET, Alternator	1
3	73383	LOCKPLATE, 5/16 bolt x 1.00 spacing	1
4	STD-1838	BOLT, 5/16-18 x 15/16 long	2
8	75380	LINK, Alternator adjusting	1
9	STD-35	WASHER, 5/16 plain	1
10	STD-1817	BOLT, 5/16-18 x 3/4 long, drilled	1
11	STD-1727	WASHER, 3/4 OD x 5/16 ID x 1/8 thick	1
12	STD-1817	BOLT, 5/16-18 x 3/4 long, drilled	1
13	74323	STRUT, Alternator support	1
14	STD-1817	BOLT, 5/16-18 x 3/4 long, drilled	1
15	STD-690	WASHER, 13/16 OD x 3/8 ID x 1/16	1
21	AN6-14	BOLT, 3/8-24 x 1-37/64 long, drilled hd.	1
22	STD-690	WASHER, 13/16 OD x 25/64 ID x 1/16	AR
23	STD-872	NUT, 3/8-24 slotted	1
24	STD-713	PIN, Cotter, 3/64 dia. x 3/4 long	1
25	76534	SHIM, 1-1/8 OD x 13/32 ID x .005	AR

IO-720-D1CD

SECTION 5 (CONT.)
ELECTRICAL SYSTEM

Page 5-13 - Figure 35 (Cont.)
Generators, Alternators, Regulators, Relays and Belts

Ref. No.	Part No.	Description	Qty. Per Assy.
26	STD-690	WASHER, 13/16 OD x 25/64 ID x 1/16	AR
27	STD-872	NUT, 3/8-24 slotted	1
28	STD-713	PIN, Cotter 3/64 dia. x 3/4 long	1
29	AN6-16	BOLT, 3/8-24 x 1-53/64 long drilled end	1

Page 5-20 - Figure 39
Starter Motor and Attaching Parts

1	77879	STARTER, 24 volt (3.38:1 reduction) (MHJ-4004)	1
	STD-35	WASHER, 5/16 plain	4
	STD-475	WASHER, 5/16 lock	4
	STD-1410	NUT, 5/16-18 plain	4

SECTION 6
OIL SUMP AND INDUCTION SYSTEM

Page 6-1 - Figure 42
Oil Sump and Induction Housing Assembly

1	72119	GASKET, Oil sump	1
10	75107	HOUSING ASSY., Oil sump and Induction	1
12	STD-514	DOWEL, 15/16 dia. x 1/2 long	1
13	75110	BAFFLE, Oil sump front	1
14	75734	BAFFLE, Oil sump right rear	1
15	75373	BAFFLE, Oil sump left rear	1
16	STD-8	WASHER, 1/4 plain	12
17	STD-1926	SCREW, 1/4-20 x 5/8 long, fill hd.	12
18	72179	STUD, Intake pipe extension	4
19	LW-11273	CLAMP, Intake pipe extension	4
20	69943	STUD, 1/4-20 x 1-3/8 long	19
21	38-15	STUD, 3/8-16 x 1-7/8 long	8
22	72706	INSERT, Heli-coil 1/4-20 x 3/8 long	12
23	STD-91	PLUG, 1/2-14 NPT	2
24	1102	PLUG, 1/8-27 NPT	3
25	STD-8	WASHER, 1/4 plain	34
26	STD-160	WASHER, 1/4 lock	16
27	STD-1646	BOLT, 1/4-20 x 2.00 long	2
28	STD-1688	BOLT, 1/4-20 x 1.00 long	16
29	STD-1411	NUT, 1/4-20 plain	16

IO-720-D1CD

SECTION 6 (CONT.)
OIL SUMP AND INDUCTION SYSTEM

Page 6-3 - Figure 43
Oil Suction Screen, Nameplate and Sump Attaching Parts

Ref. No.	Part No.	Description	Qty. Per Assy.
1	STD-1419	BOLT, 1/4-20 x 1-1/8 long	4
2	STD-1688	BOLT, 1/4-20 x 1.00 long	8
3	STD-8	WASHER, 1/4 plain	35
4	STD-160	WASHER, 1/4 lock	31
5	STD-1411	NUT, 1/4-20 plain	19
6	STD-551	PLUG, 1/2-14 NPT Sq. hd., drilled	2
7	60422	SCREEN, Oil suction	1
8	STD-111	GASKET, 1.00 ID x 1-1/4 OD x 3/32	1
9	LW-12545	PLUG, 1.00-20 thd. x 5/8 hex hd.	1
10	61548	NAMEPLATE	4
11	STD-1901	DRIVE STUD, No. 4 x 3/16 long, rd. hd.	4

Page 6-4 - Figure 44
Intake Pipes and Attaching Parts

1	72711	RING, Oil seal, intake pipes	8
2	75111	PIPE, Intake cylinder No. 1	1
	75112	PIPE, Intake cylinder No. 2	1
	75113	PIPE, Intake cylinder No. 3	1
	75114	PIPE, Intake cylinder No. 4	1
	75115	PIPE, Intake cylinder No. 5 & 8	2
	75116	PIPE, Intake cylinder No. 6 & 7	2
3	71973	GASKET, 2 bolt flange 1-7/8 ID	8
4	74360	FLANGE, Intake pipe upper	8
5	STD-8	WASHER, 1/4 plain	16
6	STD-160	WASHER, 1/4 lock	16
7	STD-1215	BOLT, 1/4-20 x 1-1/4 long	16

Page 6-11 - Figure 48
Fuel Injector, Fuel Manifold and Related Parts

1	72210	GASKET, Air throttle housing	1
2	78100	HOUSING ASSY., Air inlet	1
3	31C-14	STUD, 5/16-18 x 1-3/4 long	4
	1102	PLUG, 5/16-18 x 3/8 long	1
	STD-1353	INSERT, No. 10-24 Heli-coil x 3/8 long	2
4	STD-8	WASHER, 1/4 plain	6
5	STD-1875	BOLT, 1/4-20 x 13/16 long	6
7	73032	GASKET, Air inlet housing	1

IO-720-D1CD

SECTION 6 (CONT.)
OIL SUMP AND INDUCTION SYSTEM

Page 6-11 - Figure 48 (Cont.)
Fuel Injector, Fuel Manifold and Related Parts

Ref. No.	Part No.	Description	Qty. Per Assy.
8	LW-15671	FUEL INJECTOR (2524757-3)	1
	74070	ELBOW, 3/8 fl. tube adjustable 45°	1
11	STD-35	WASHER, 5/16 plain	4
12	STD-1410	NUT, 5/16-18 plain	4
13	STD-1763	LOCKNUT, 5/16 palnut	4
14	74151	NOZZLE, Injection (2524107-1)	8
15	LW-15675	MANIFOLD ASSY., Fuel	1
16	MS20822-6	ELBOW, 3/8 tube x 1/8 NPT, 90°	1
17	STD-148	NIPPLE, Union - 1/8 NPT, 90°	8
18	77915	ELBOW, 3/16 tube to 1/8 NPT, 90° restricted	1
19	73966	SPACER, Fuel manifold bracket	2
20	74000	BRACKET, Fuel manifold	1
21	74464	BRACKET, Fuel manifold	1
22	STD-251	WASHER, No. 10 lock	4
23	STD-82	SCREW, No. 10-24 x 1/2 long, rd. hd.	4

Page 6-33 - Figure 59
Fuel Lines, Hoses and Attaching Parts

1	LW-12879-6-082	HOSE ASSEMBLY, Fuel pump to injector	1
2	LW-12877-6-357	HOSE ASSEMBLY, Fuel injector to manifold	1
3	73050	CLIP, 3/4 ID for 1/4 screw (cushion type)	12
5	STD-860	SCREW, No. 10-32 x 5/8 long, fill hd.	1
6	STD-692	SCREW, No. 10-32 x 1/2 long, fill hd.	2
7	STD-425	WASHER, No. 10 plain	3
8	STD-670	NUT, No. 10-32 self-locking	1
9	STD-8	WASHER, 1/4 plain	3
10	STD-160	WASHER, 1/4 lock	1
11	STD-1875	BOLT, 1/4-20 x 13/16 long	1
12	LW-12098-0-230	TUBE ASSY., Fuel manifold to nozzles cyls. 1-2-7-8	4
13	LW-12098-0-170	TUBE ASSY., Fuel manifold to nozzles cyls. 3-4-5-6	4
14	MS21919-G12	CLIP, 3/4 ID x No. 10 screw	12
15	LW-12516	CLIP, 1/16 ID x No. 10 screw	16
16	73136	BRACKET, 90°	3
	LW-14875	BRACKET, 90°	1
17	STD-860	SCREW, No. 10-32 x 5/8 long, fill hd.	8
18	STD-670	NUT, 10-32 self-locking	8


TECHNICAL PUBLICATION REVISION

REVISION No.	PUBLICATION	PUBLICATION No.	PUBLICATION DATE
PC-119A	IO-720 Series Parts Catalog	PC-119	November, 1977

The page(s) furnished herewith are intended to replace the corresponding page(s) of the publication indicated above. If additional copies of the revision are required they may be obtained from Avco Lycoming Williamsport Division. See latest edition of Service Letter No. L114 for further information on Avco Lycoming service publications.

Previous revisions to this publication	This revision consists of:-
	<p style="margin-left: 40px;">PC-119A - January, 1983</p> <p style="margin-left: 40px;">Page 3-3</p> <p style="margin-left: 40px;">Deletion of part nos. LW-11956, LW-11957 and LW-11958 flangeless valve guides. Part No. 74230 guide changed to part No. 72897 guide. (74230 guide is for parallel cylinders. IO-720 uses angle head cylinders.)</p> <p style="margin-left: 40px;">Add "ni-resist" to valve guide 75838 nomenclature.</p> <p style="margin-left: 40px;">See Service Letter 1256C.</p>

LYCOMING PARTS CATALOG



10-720 SERIES AIRCRAFT ENGINES

LYCOMING WILLIAMSPORT DIVISION
WILLIAMSPORT, PENNSYLVANIA 17701

PC-119

November 1977

INTRODUCTION

i

This illustrated Parts Catalog provides parts coverage for all current models of the Avco Lycoming IO-720 series engine. Both standard cylinder flange models identified by the engine serial number suffix -54 or wide cylinder flange models identified by the engine serial number suffix -54A are covered under their respective model columns.

SERVICE BULLETINS, INSTRUCTIONS AND LETTERS

Although the information in this catalog is up-to-date at the time of publication, users are urged to keep abreast of later information through Avco Lycoming Service Bulletins, Instructions and Letters which are available from all Avco Lycoming distributors or from the factory by subscription. Consult the latest edition of Service Letter No. L114 for subscription information.

NOTE

The illustrations, pictures and drawings shown in this publication are typical of the subject matter they portray; in no instance are they to be interpreted as examples of any specific engine, equipment or part thereof.

i

**IO-720
TABLE OF CONTENTS**

SECTION	PAGE
Introduction	i
Table of Contents	ii
Overize and Undersize Parts	iv
1 - CRANKCASE, CRANKSHAFT AND CAMSHAFT GROUP	
Crankcase Assembly	1-1
Oil Level Gages and Mounting Brackets	1-3
Crankcase Related Parts	1-4
Crankshaft and Camshaft Assemblies	1-5
Propeller Governor Drive Assembly (Crankcase)	1-7
Crankshaft Idler Gear	1-8
Spray Pump Drive and Attaching Parts	1-9
Crankcase Attaching Parts	1-11
2 - ACCESSORY HOUSING AND RELATED PARTS	
Accessory Housing Assembly	2-1
Oil Pump and Accessory Housing Attaching Parts	2-3
Fuel Pump Drives and Fuel Pump Assemblies	2-5
Fuel Pump Assembly, Lear Siegler	2-7
Fuel Pump Assembly, Lear Siegler	2-9
Vacuum Pump Drive	2-11
Hydraulic Pump Drive	2-12
Turbo Scavenge Pump and Hydraulic Pump Adapter (-B1B model)	2-13
Turbo Scavenge Pump and Hydraulic Pump Adapter (-B1BD model)	2-14
Oil Filter Assembly and Oil Cooler Bypass Valve	2-15
3 - CYLINDER, PISTON AND VALVE TRAIN	
Connecting Rods, Pistons and Ring Assemblies	3-1
Cylinder Assembly	3-3
Valve Assembly	3-5
Cylinder Related Parts	3-7
4 - IGNITION SYSTEM	
700 Series Magneto and Magneto Drive	4-1
700 Series Magneto Assembly, Bendix Scintilla	4-3
1200 Series Magneto and Magneto Drive	4-5
1200 Series Magneto Assembly, Bendix Scintilla	4-7
2200 Series Magneto and Magneto Drive	4-9
Spark Plugs	4-11
5 - ELECTRICAL COMPONENTS	
Generators, Alternators, Regulators, Relays and Belts	5-1
Alternator Assembly, Prestolite	5-3
Alternator Assembly, Prestolite	5-5
Alternator Assembly, Prestolite	5-7
Alternator Assembly, Delco-Remy	5-9
Generator Assembly, Delco-Remy	5-11
Alternator Mounting and Attaching Parts, Link Adjusting	5-13
Alternator Mounting and Attaching Parts, Idler Pulley Adjusting	5-15
Alternator Mounting and Attaching Parts, With York Freon Compressor	5-17
Generator Mounting and Attaching Parts	5-19
Starter Motor and Attaching Parts	5-20
Starting Motor, Prestolite	5-21
Starting Motor Assembly, Delco-Remy	5-23

**IO-720
TABLE OF CONTENTS (CONT.)**

SECTION	PAGE
6 - OIL SUMP AND INDUCTION SYSTEM	
Oil Sump and Induction Housing Assemblies	6-1
Oil Suction Screen, Nameplate, and Sump Attaching Parts	6-3
Intake Pipes and Attaching Parts	6-4
Fuel Injector, Fuel Manifold and Related Parts (-A1A and -A1B Model Engines)	6-5
Fuel Injector, Fuel Manifold and Related Parts (-B1B and -B1BD Model Engines)	6-7
Fuel Injector, Fuel Manifold and Related Parts (-C1B Model Engines)	6-9
Fuel Injector, Fuel Manifold and Related Parts (-D1B Model Engines)	6-11
Fuel Injector Assembly, Bendix	6-13
Fuel Injector Assembly, Bendix	6-15
Fuel Injector Assembly, Bendix	6-17
Fuel Injector Assembly, Bendix	6-19
Fuel Injector Assembly, Bendix	6-21
Fuel Injector Assembly, Bendix	6-23
Fuel Lines and Attaching Parts (-A1A Model)	6-25
Fuel Lines, Hoses and Attaching Parts (-A1A and -A1B Models)	6-27
Fuel Lines, Hoses and Attaching Parts (-B1B and -B1BD Models)	6-29
Fuel Lines, Hoses and Attaching Parts (-C1B Model)	6-31
Fuel Lines, Hoses and Attaching Parts (-D1B Model)	6-33
7 - SERVICE KITS	
Seal and Gasket Set (IO-720-A1A,-A1B,-B1B,-C1B,-D1B Std. Cyl. Flange Models)	7-1
Seal and Gasket Set (IO-720-A1B,-B1B,-B1BD,-D1B Wide Cyl. Flange Models)	7-2
Cylinder, Piston and Ring Kit (IO-720-A1A,-D1B Std. Cyl. Flange Models)	7-3
Cylinder, Piston and Ring Kit (IO-720-A1A,-D1B Std. Cyl. Flange Models)	7-4
Cylinder, Piston and Ring Kit (IO-720-A1A,-D1B Std. Cyl. Flange Models)	7-5
Cylinder, Piston and Ring Kit (IO-720-A1A,-A1B,-D1B Std. Cyl. Flange Models)	7-6
Cylinder, Piston and Ring Kit (IO-720-B1B,-C1B Std. Cyl. Flange Models)	7-7
Cylinder, Piston and Ring Kit (IO-720-B1B,-C1B Std. Cyl. Flange Models)	7-8
Cylinder, Piston and Ring Kit (IO-720-A1B Std. Cyl. Flange Models)	7-9
Cylinder, Piston and Ring Kit (IO-720-B1B,-B1BD Wide Cyl. Flange Models)	7-10
Cylinder, Piston and Ring Kit (IO-720-B1B,-B1BD Wide Cyl. Flange Models)	7-11
Cylinder, Piston and Ring Kit (IO-720-A1B,-D1B Wide Cyl. Flange Models)	7-12
Cylinder, Piston and Ring Kit (IO-720-A1B,-D1B Wide Cyl. Flange Models)	7-13
8 - PARTS SUPERSEDURES	8-1
9 - NUMERICAL INDEX	9-1

OVERSIZE AND UNDERSIZE PARTS LIST
IO-720 SERIES

PART NO.	DESCRIPTION	OVERSIZE											UNDERSIZE			
		P1	P2	P4	P5	P10	P15	P20	P30	P50	P75	P125	M3	M6	M10	
66610	BUSHING, Rocker shaft				X	X										
66670	BUSHING, Rocker shaft				X	X										
66713	GUIDE, Valve				X	X		X	X							
66796	INSERT, Spark plug					X										
69260	INSERT, Spark plug					X										
69796	DOWEL, Crankshaft bearing				X											
71894	SEAT, Valve					X		X	X							
71903	BUSHING, Counterweight	See latest edition of Service Instruction No. 1143 for application.														
72155-S	BUSHING, Prop.				X	X		X								
72156-S	BUSHING, Prop.				X	X		X								
72212	SEAT					X		X	X							
72897	GUIDE, Valve				X	X		X	X							
73810	BUSHING, Crankshaft	See latest edition of Service Instruction No. 1142 for application.														
73811-S	BUSHING, Prop.				X	X	X									
74309	BEARING, Rod												X	X	X	
75302	DOWEL, Crankcase				X	X										
75838	GUIDE, Valve				X	X		X	X							
76530	SEAT, Oil relief	X		X												
78443	SEAL, Crankshaft										X					
LW-10647	DOWEL, Crankshaft bearing				X	X										
LW-11575	BEARING, Crankshaft												X	X	X	
LW-11956	GUIDE, Valve				X	X		X	X							
LW-11957	GUIDE, Valve				X	X		X	X							
LW-11958	GUIDE, Valve				X	X		X	X							
LW-12688	SEAT, Valve					X		X	X							
LW-13885	BEARING, Crankshaft												X	X	X	
LW-14830	BEARING, Crankshaft												X	X	X	
STD-1065	DOWEL, Crankshaft		X		X	X	X									
STD-2078	DOWEL, Crankshaft		X		X	X	X									

NOTE 1

Studs are available in oversize P3, P7, P12.

NOTE 2

When ordering oversize and undersize parts, be sure to specify the required oversize and undersize dimension along with the proper part number. For example: to order Bushing P/N 66610 in 0.010 in. oversize, order P/N 66610, P10. To order P/N LW-11575 Bearing in 0.006 undersize, order P/N LW-11575, M6. Oversize code letter is "P", undersize code letter is "M".

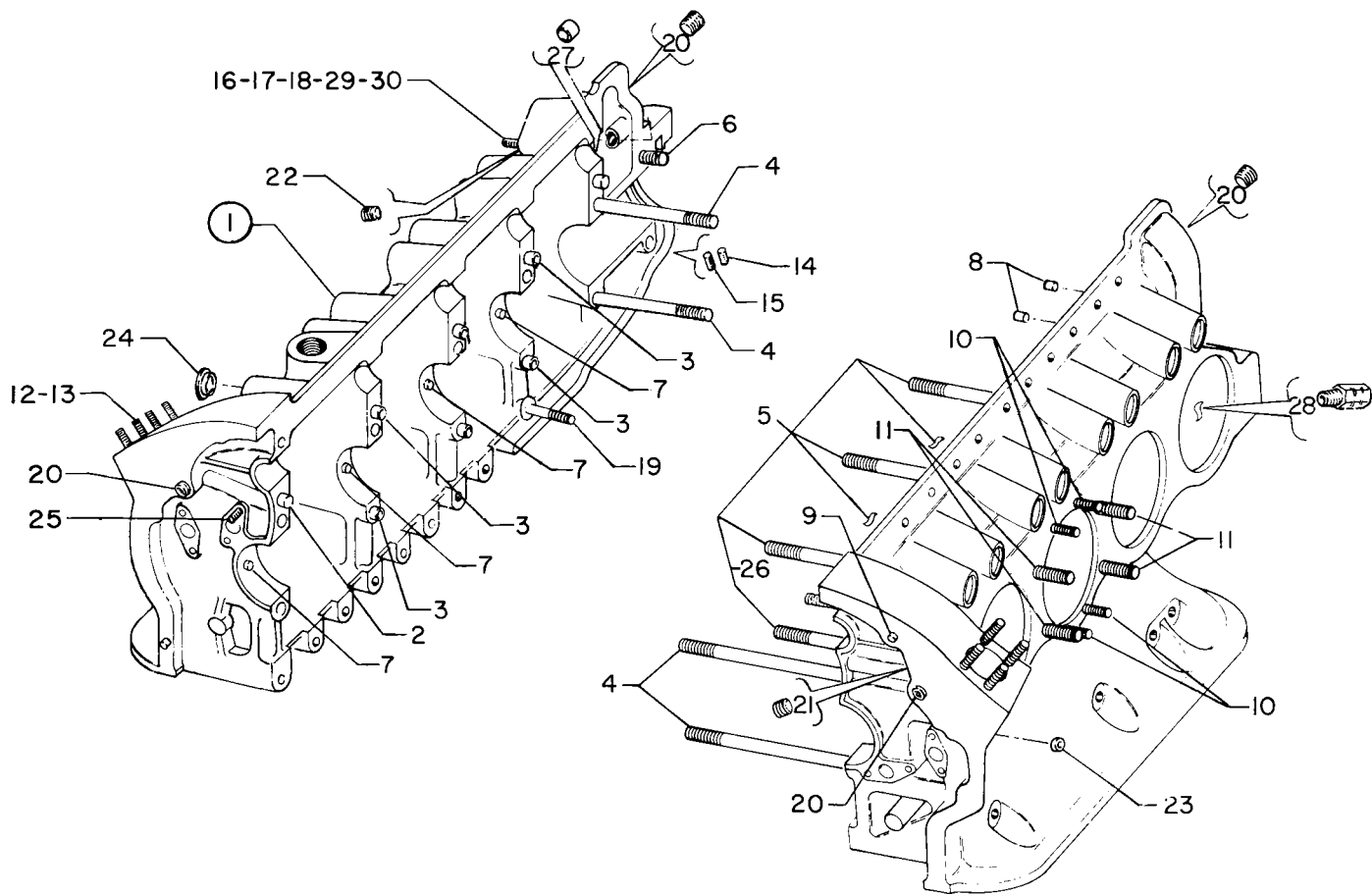


Figure 1 - Crankcase Assembly

LYCOMING IO-720 PARTS CATALOG

CRANKCASE, CRANKSHAFT AND CAMSHAFT GROUP CRANKSHAFT AND CAMSHAFT ASSEMBLIES

FIG. REF.	PART NUMBER	DESCRIPTION	ON ALL	QUANTITY PER ASSEMBLY										
				STD. CYL. FLANGE				WIDE CYL. FLANGE						
				A1A	B1B	C1B	D1B	A1B	B1B	B1BD	D1B			
	75550	SUPPORT ASSY., Starter ring gear		1										
	76173	SUPPORT ASSY., Starter ring gear		1	1	1	1		1	1	1			
	78487	SUPPORT ASSY., Starter ring gear		1										
	LW-13171	SUPPORT ASSY., Starter ring gear					1							
35	60882	GEAR, Starter ring	1											

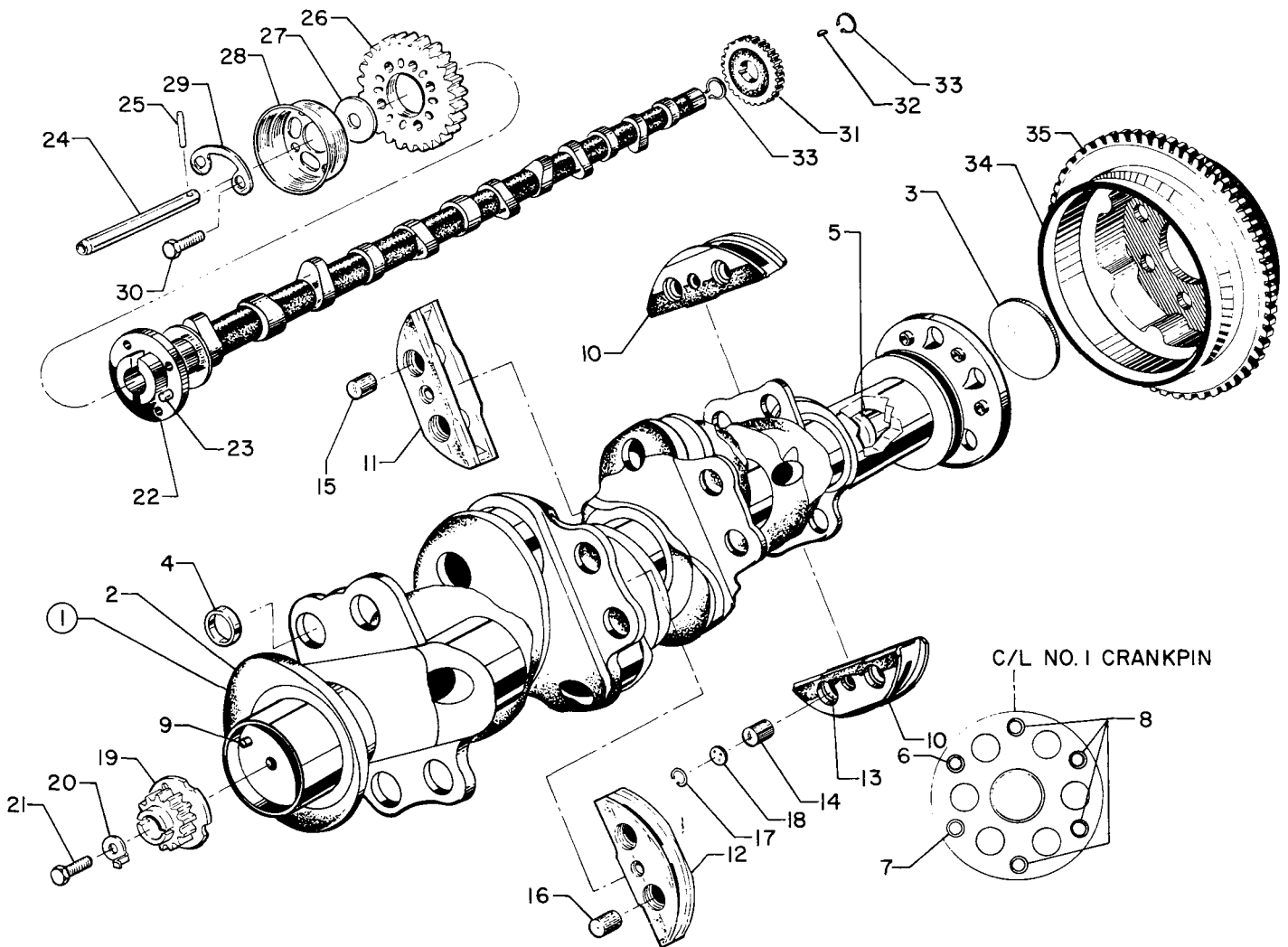


Figure 4
1-6

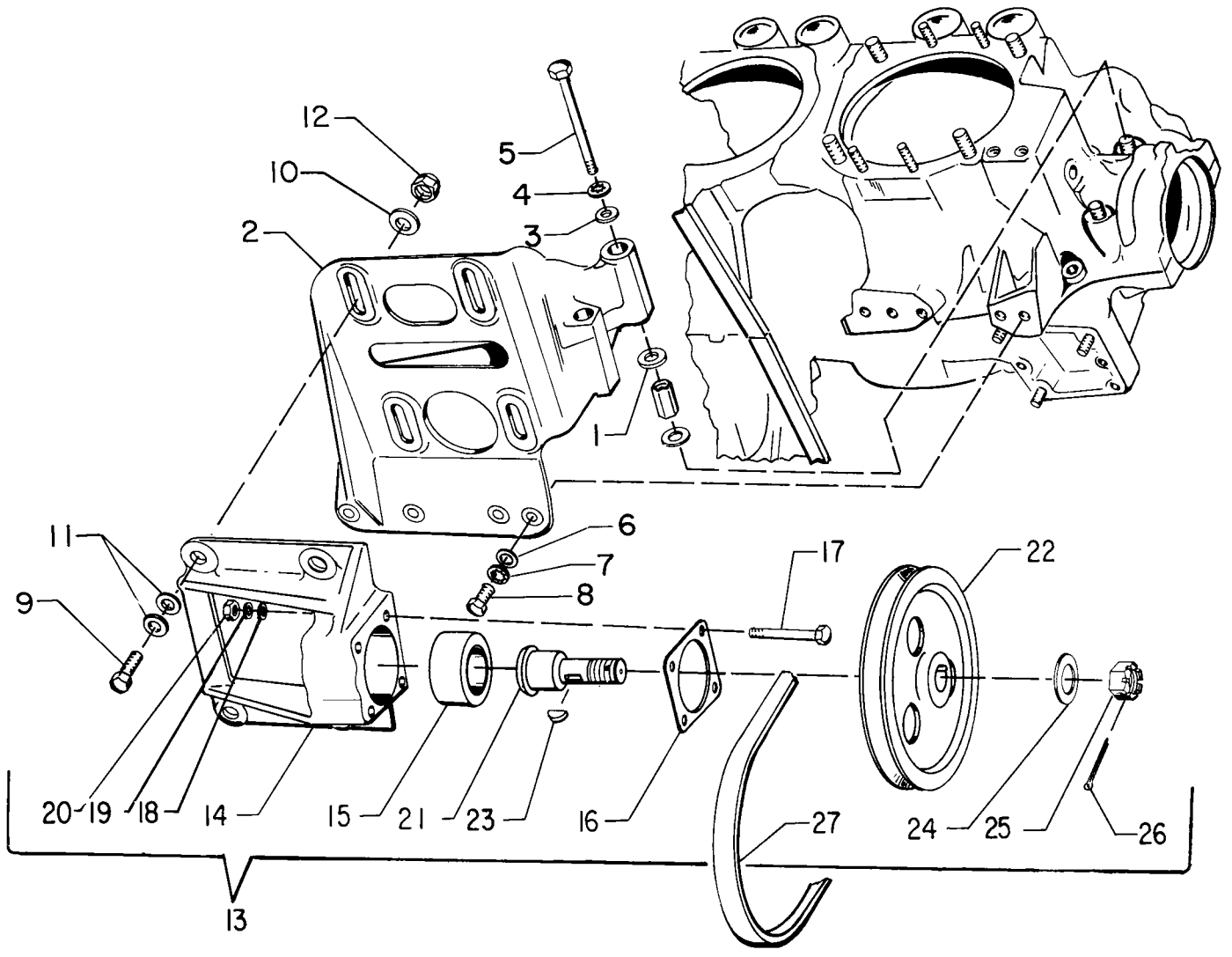


Figure 7 - Spray Pump Drive and Attaching Parts

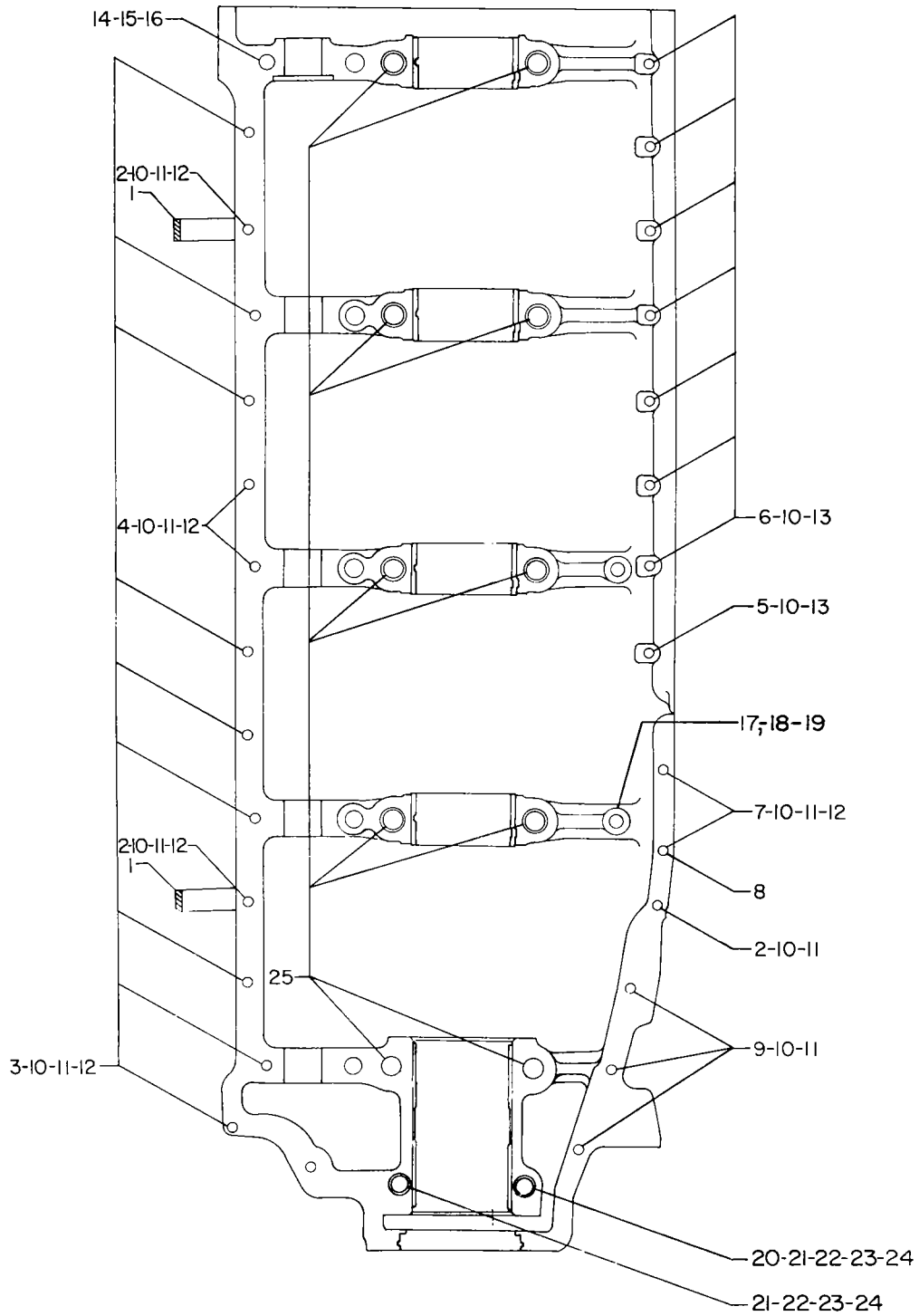


Figure 8 - Crankcase Attaching Parts

LYCOMING IO-720 PARTS CATALOG

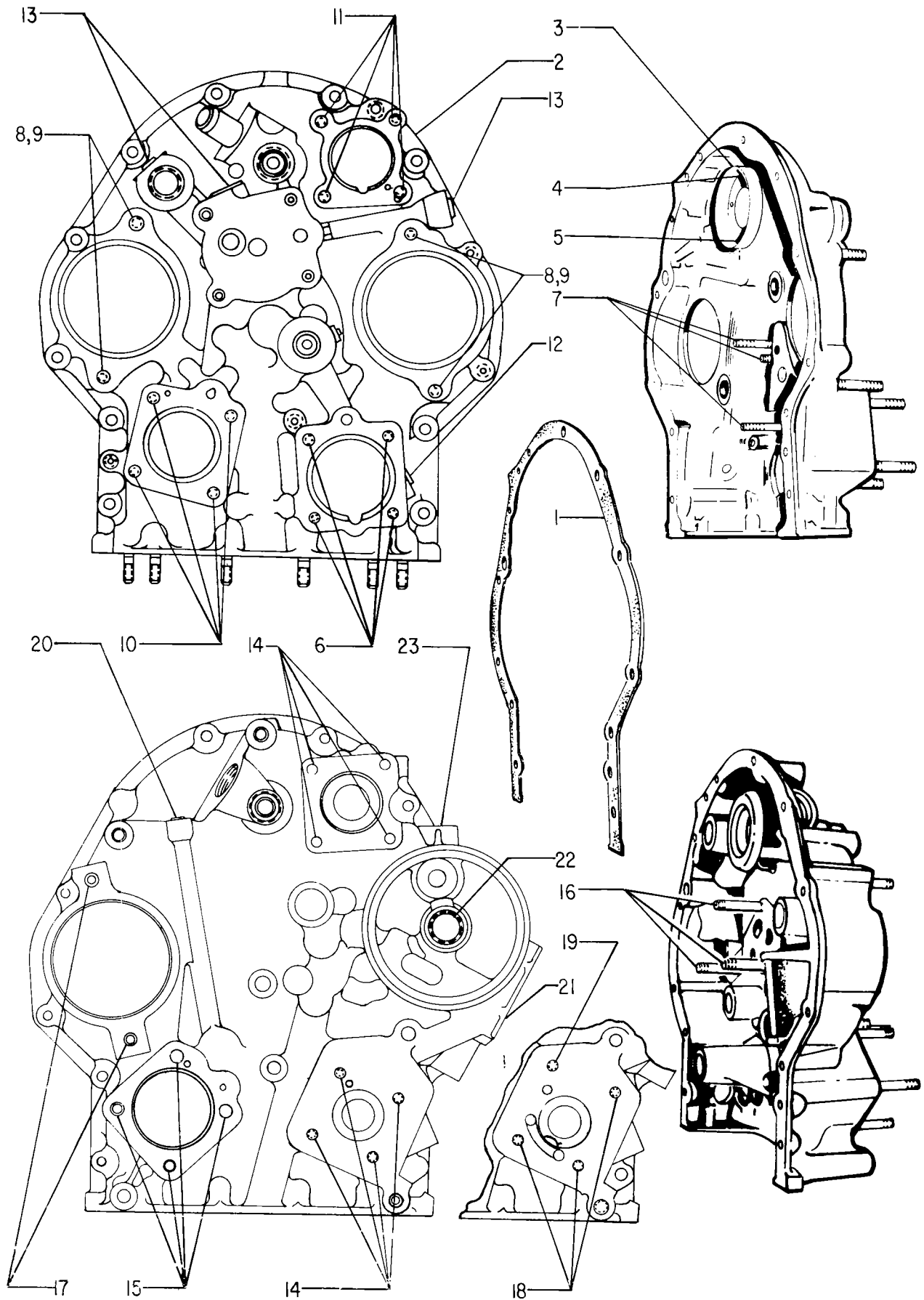


Figure 9 Accessory Housing Assembly
2-2

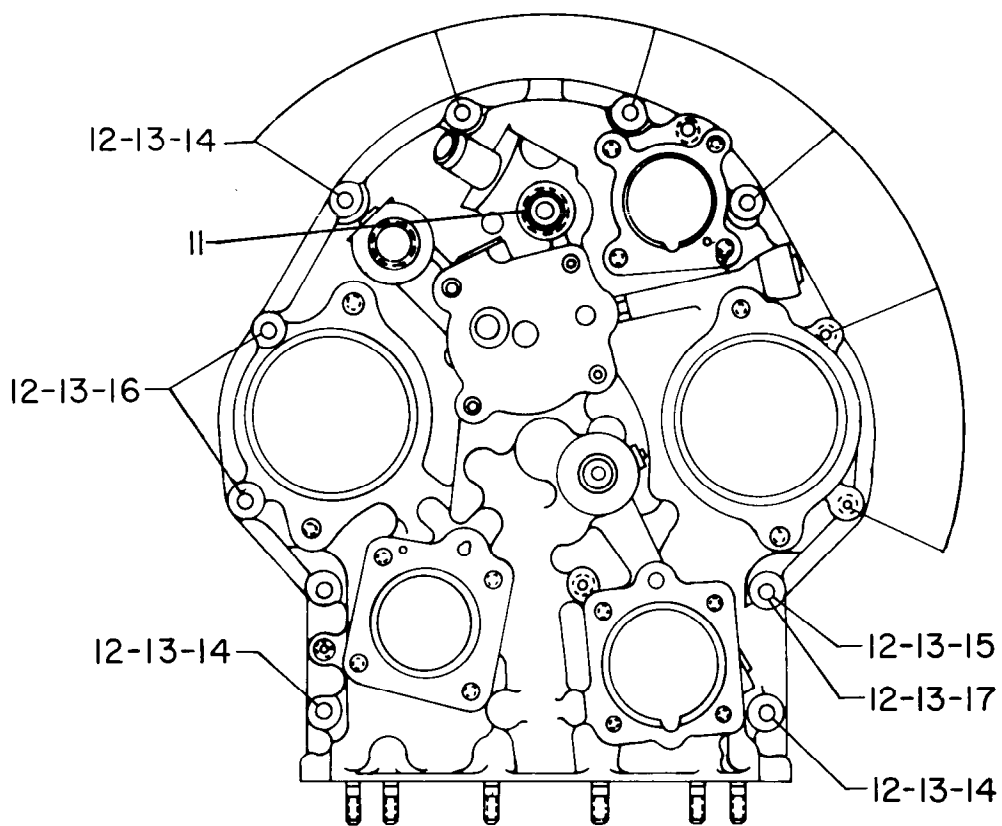


Figure 10 - Oil Pump and Accessory Housing Attaching Parts

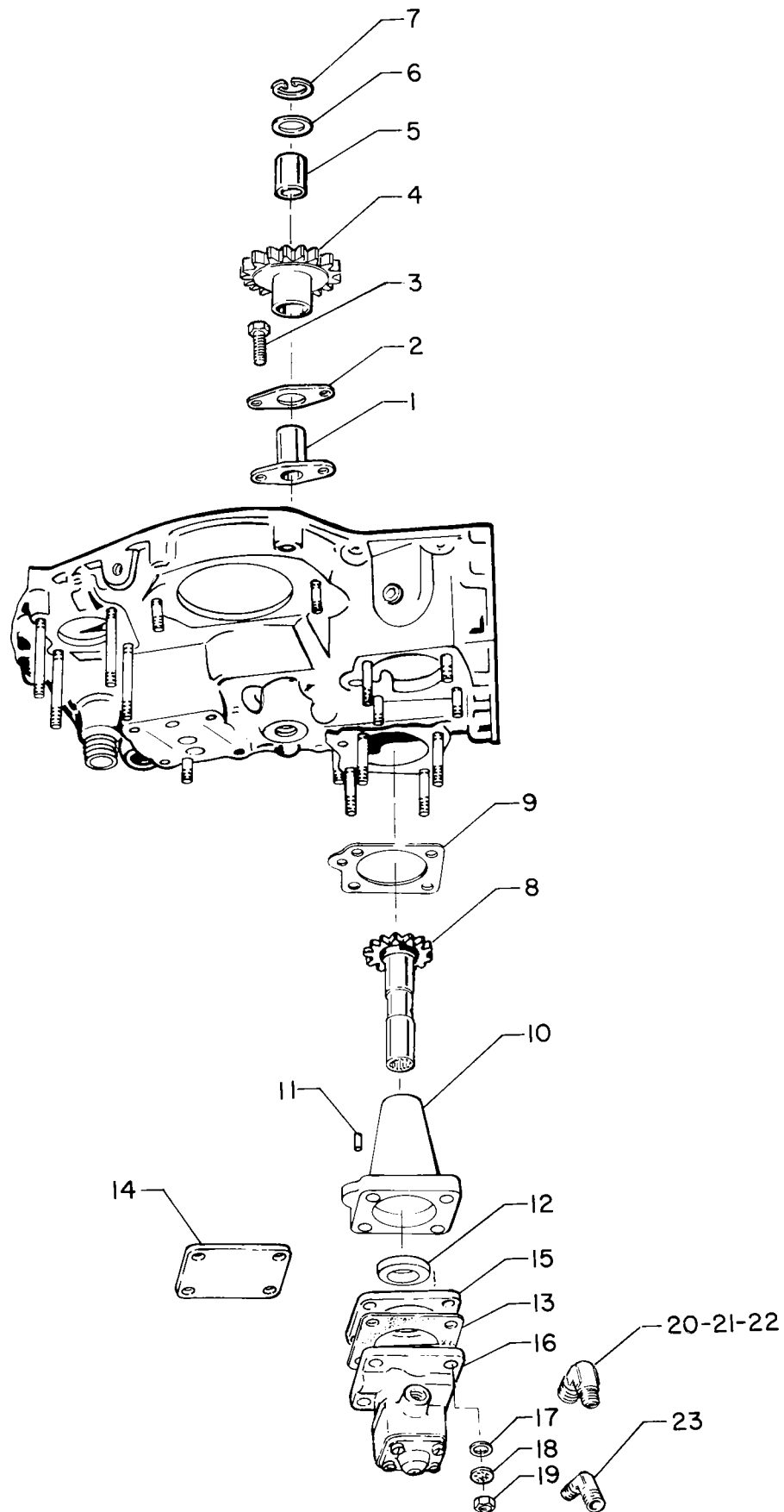


Figure 11 - Fuel Pump Drives and Fuel Pump Assemblies

LYCOMING IO-720 PARTS CATALOG

VENDOR ACCESSORY FUEL PUMP ASSEMBLY, LEAR SIEGLER

REF. NO. 12	PART NUMBER	1 2 3 4 5	DESCRIPTION	QTY. PER ENG.	MODEL USAGE
	RG17980		PUMP ASSEMBLY, Fuel (P/N 74547)		
1	MS20995NC32		LOCKWIRE	un	
2	RA7452		SEAL, Metallic	1	
	RB15997		COVER ASSEMBLY	1	
3	AN500A10-22		SCREW	4	
4	RA4015		WASHER, Flat	4	
5	RB-15996		CAP, Valve	1	
6	AN501A10-10		SCREW	1	
7	RA7763		BALL	1	
8	RA7362		SPRING, Relief valve	1	
9	RB15985		VALVE ASSEMBLY, Safety relief	1	
10	RA5575		PLATE, Identification	1	
11	MS21318-1		SCREW	2	
12	RA9099		PLATE, Instruction	1	
13	MS21318-1		SCREW	2	
14	RG15982		HOUSING, Valve	1	
15	RA7427		VALVE, Bypass	1	
16	RA7424		SPRING, Bypass valve	1	
17	RA7425		GUIDE, Bypass valve	1	
18	RA15981		GASKET	1	
19	RA7438		PLATE, Thrust	1	
20	RA7491		BLADE, Pump	2	
21	MS16624-1062		RING, Retaining	1	
22	RB7779-2		SPLINE, Drive	1	
23	RA7791		ROTOR, Pump	1	
24	MS16625-1112		RING, Retaining	1	
25	RA6861		SEAL	1	
	RB16043		HOUSING ASSEMBLY	1	
26	RA7493		LINER	1	
27	RS16903-55		PIN, Straight headless	1	
28	RA7754		BEARING	1	
29	RS16903-55		PIN, Straight headless	1	
30	RD7492		HOUSING, Pump	1	
31	RA3485-1		PLUG, Pipe	1	
32	RB15259-1		PLUG, Protective	2	
33	RB15259-2		PLUG, Protective	2	

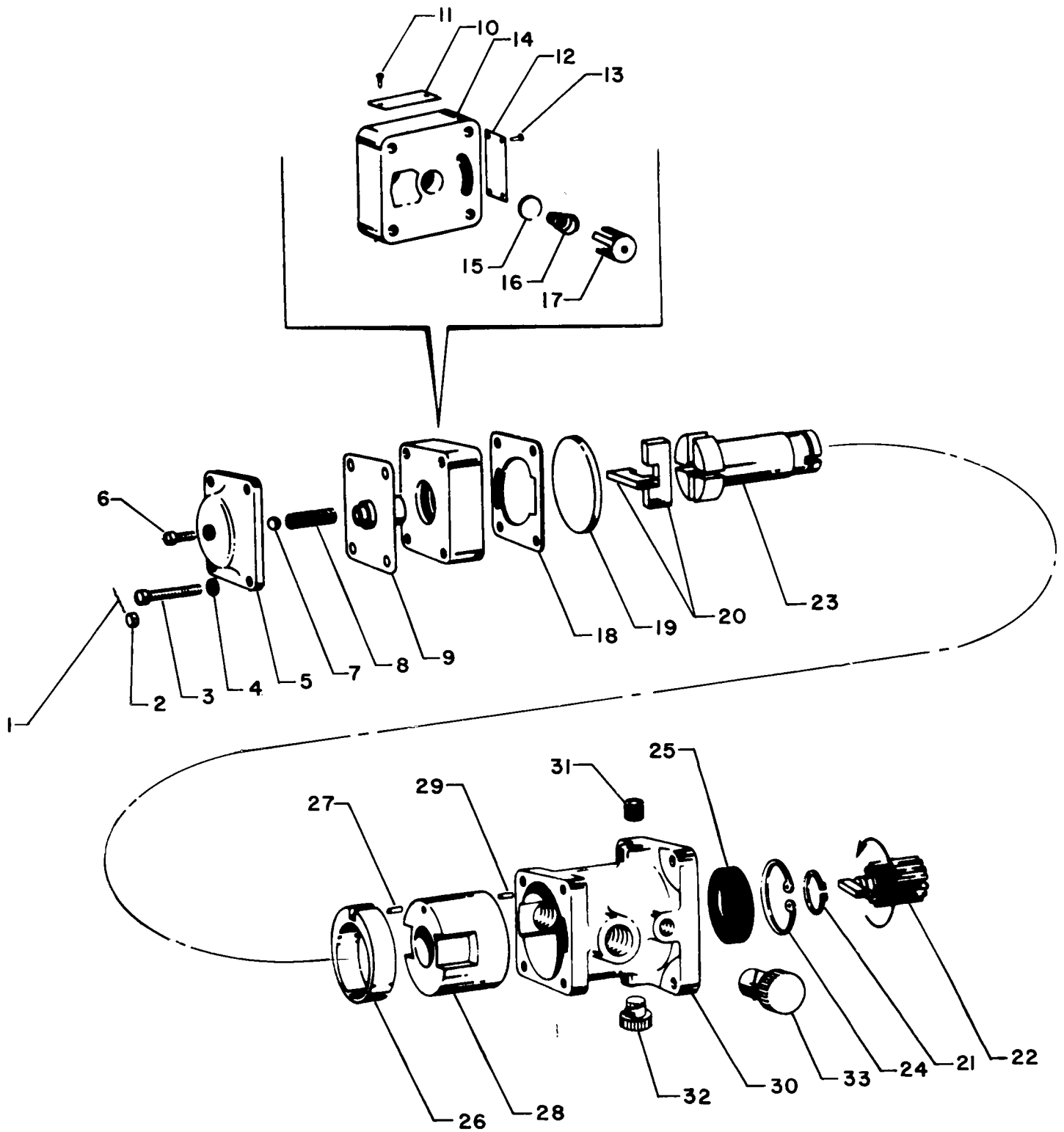


Figure 12 - Lear Siegler Fuel Pump
2-8

LYCOMING IO-720 PARTS CATALOG

VENDOR ACCESSORY FUEL PUMP ASSEMBLY, LEAR SIEGLER

REF. NO. 13	PART NUMBER	1 2 3 4 5	DESCRIPTION	QTY. PER ENG.	MODEL USAGE
	RG9080J4A		PUMP ASSEMBLY, Fuel (P/N LW-13909)		
	RG9080-J6A		PUMP ASSEMBLY, Fuel (P/N LW-14444)		
1	RB5314		COVER, Pump	1	
2	AN500A10-22		SCREW	4	
3	RA4105		WASHER	4	
4	RA9087		PLUG, Vented	1	
5	RA5234		LOCKNUT	1	
	RA9056		ADJUSTING SCREW ASSEMBLY	1	
6	RA6424		RING, Locking	1	
7	RA9152		NUT, Adjusting	1	
8	RA9056		SCREW, Adjusting	1	
9	800-515-5-17		PACKING, With retainer	1	
10	RA17367		SPRING, Relief valve	1	
11	RA5331		SEAT, Spring	1	
12	RA5361		PLATE, Diaphragm	1	
13	RA5326		DIAPHRAGM	1	
14	RB9089		VALVE, Relief	1	
15	RA9092		VALVE, Bypass	1	
16	RA9093		SPRING, Bypass	1	
17	RD9082		HOUSING, Valve	1	
18	RA9099		PLATE, Information	1	
19	RA8987		GASKET	1	
20	AN565B8-3		SETSCREW	1	
21	RA8930		LOCKNUT	1	
22	MS29513-218		PACKING, Preformed	1	
23	MS29513-114		PACKING, Preformed	1	
24	RA7654		DISK, Seal	1	
25	RA7653		PLATE, Seal	1	
26	MS29513-112		PACKING, Preformed	1	
27	RA10476		SPACER	1	
28	RB8935-3		COUPLING, Drive	1	
29	RA8297		SPRING	1	
30	RA5299		SEAT, Spring	1	
31	RB9083		COVER, Pump	1	
32	AN500A8-6		SCREW	4	
33	AN960-8L		WASHER	4	
34	RB10896		PLATE, Identification	1	
35	AN500-00-2		SCREW, Drive	3	
36	MS29513-216		PACKING, Preformed	1	
37	RB9084		BEARING	1	
38	RB9085		ROTOR	1	
39	RB9097		BLADE	4	
40	RA9098		PIN, Straight headless	1	
41	RB9086		LINER	1	
42	RB9084		BEARING	1	
43	MS20913-1		PLUG	4	
44	RD9081		HOUSING, Pump	1	
45	RB15259-4		PLUG, Protective	1	

LYCOMING IO-720 PARTS CATALOG

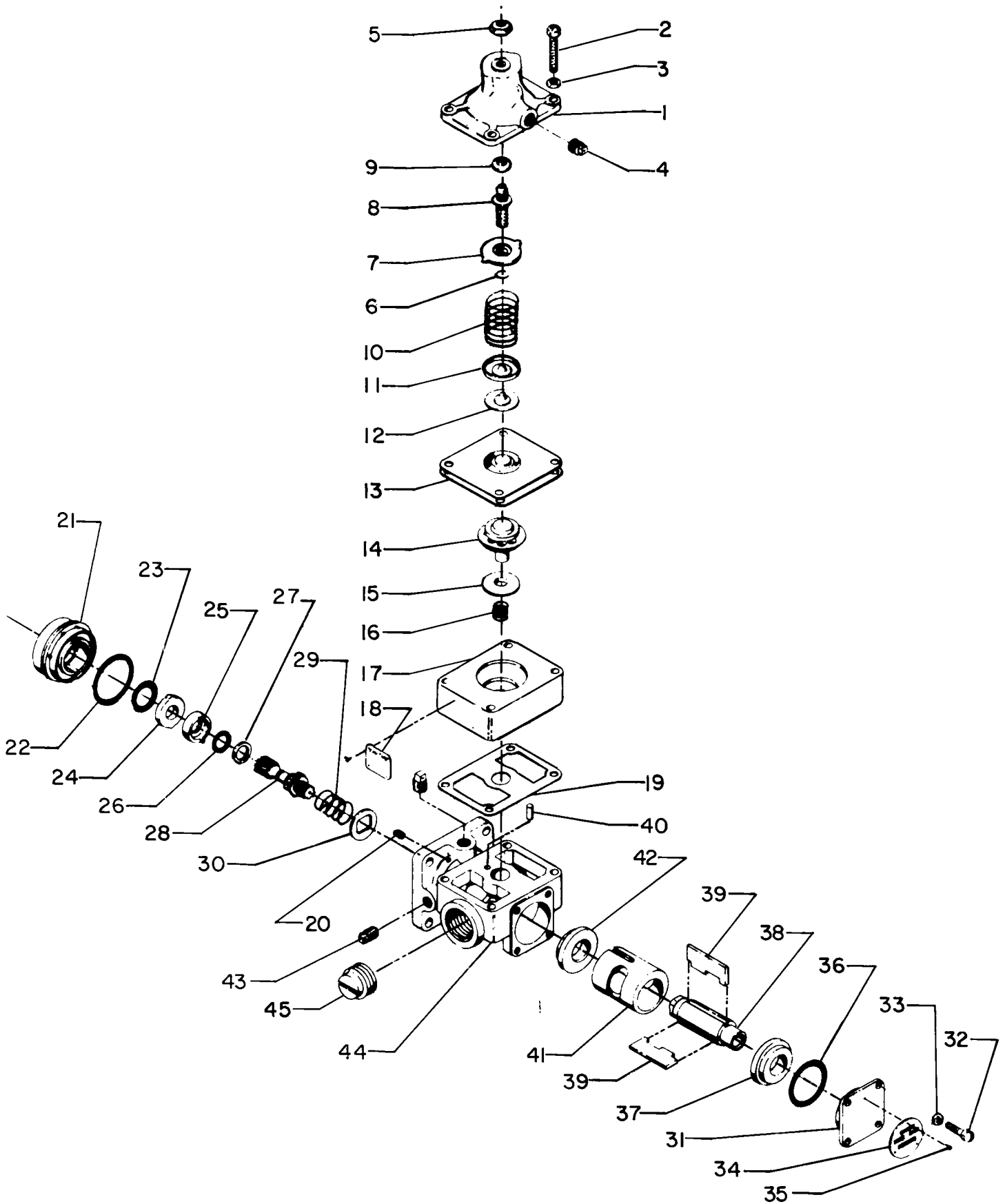


Figure 13 - Lear Siegler Fuel Pumps

LYCOMING IO-720 PARTS CATALOG

ACCESSORY HOUSING AND RELATED PARTS VACUUM PUMP DRIVE

FIG. REF.	PART NUMBER	DESCRIPTION	ON ALL	QUANTITY PER ASSEMBLY															
				STD. CYL. FLANGE					WIDE CYL. FLANGE										
				A1A	A1B	B1B	C1B	D1B	A1B	B1B	B1B0	D1B							
14																			
1	61183	GASKET, Accessory adapter				1	1	1	1	1			1	1	1				
2	67536	ADAPTER ASSY., Vacuum pump				1	1	1	1				1	1	1				
3	STD-1774	DOWEL, 1/8 dia.x 1/4 long				1	1	1	1				1	1	1				
4	STD-208	OIL SEAL, 7/8 ID x 1-1/2 OD x 5/16 wide				1	1	1	1				1	1	1	1			
5	72974	GEAR ASSY., Vacuum pump driven				1	1	1	1				1	1	1				
6	LW-10307	GEAR ASSY., Accessory driven													1				
7	71596	WASHER, Accessory driven gear				1	1	1	1				1	1	1	1			
8	8313	GASKET, Vacuum pump				1	1	1	1				1	1	1	1			
9	60430	COVER, Vacuum pump	1																
10	68593	SPACER, Vacuum pump stud				4	4		4				4						
11	STD-8	WASHER, 1/4 plain	4																
12	STD-160	WASHER, 1/4 internal lock	4																
13	STD-1411	NUT, 1/4-20 plain	4																

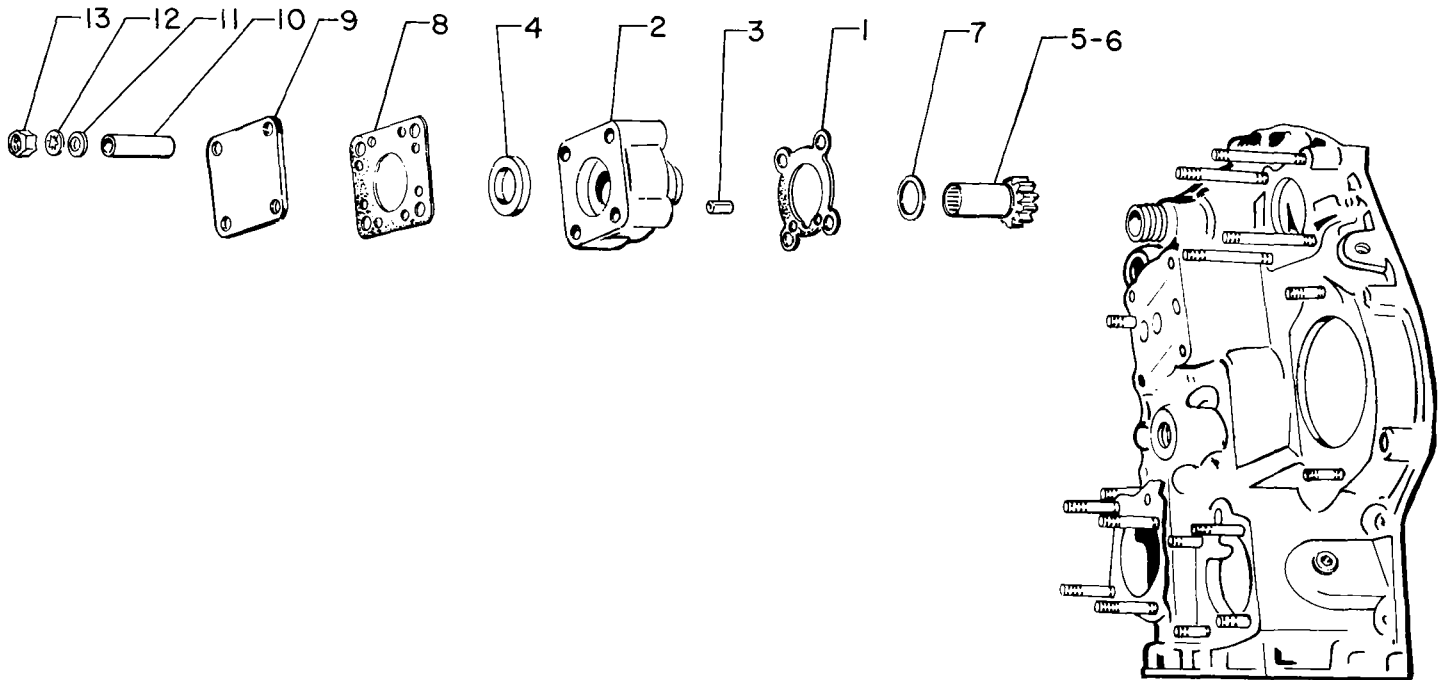


Figure 14
2-11

LYCOMING IO-720 PARTS CATALOG

ACCESSORY HOUSING AND RELATED PARTS HYDRAULIC PUMP DRIVE

FIG. REF.	PART NUMBER	DESCRIPTION	ON ALL	QUANTITY PER ASSEMBLY																	
				STD. CYL. FLANGE					WIDE CYL. FLANGE												
				A1A	A1B	B1B	C1B	D1B	A1B	B1B	B1BD	D1B									
15																					
1	73301	GEAR ASSY., Hydraulic pump driven			1																
	LW-12538	GEAR ASSY., Hydraulic pump driven					1	1	1			1	1								
2	71596	WASHER, Accessory driven gear			1	1	1	1				1	1								
3	68315	GASKET, Accessory drive adapter			1	1	1	1				1	1								
4	73303	ADAPTER ASSY., Hydraulic pump			1																
	LW-12540	ADAPTER ASSY., Hydraulic pump			1	1	1	1				1	1								
5	STD-208	SEAL, Oil, 7/8 ID x 1-1/2 OD x 5/16 wide			1	1	1	1				1	1								
6	69942	STUD, 1/4-20 x 1-17/32 long			4	4	4	4				4	4								
7	STD-1774	PIN, 1/8 dia. x 1/4 long			1	1	1	1				1	1								
8	STD-35	WASHER, 5/16 plain			4	4	4	4				4	4								
9	STD-475	WASHER, 5/16 internal lock			4	4	4	4				4	4								
10	STD-1410	NUT, 5/16-18 plain			4	4	4	4				4	4								
11	8313	GASKET, Vacuum pump			1	1	1	1				1	1								
12	60430	COVER, Vacuum pump			1	1	1	1				1	1								
13	STD-8	WASHER, 1/4 plain			4	4	4	4				4	4								
14	STD-160	WASHER, 1/4 internal lock			4	4	4	4				4	4								
15	STD-1411	NUT, 1/4 plain			4	4	4	4				4	4								
16	LW-10313	GEAR ASSY., Accessory driven																			1
17	71596	WASHER, Accessory drive gear																			1
18	STD-208	OIL SEAL, 7/8 ID x 1-1/2 OD x 5/16 wide																			1

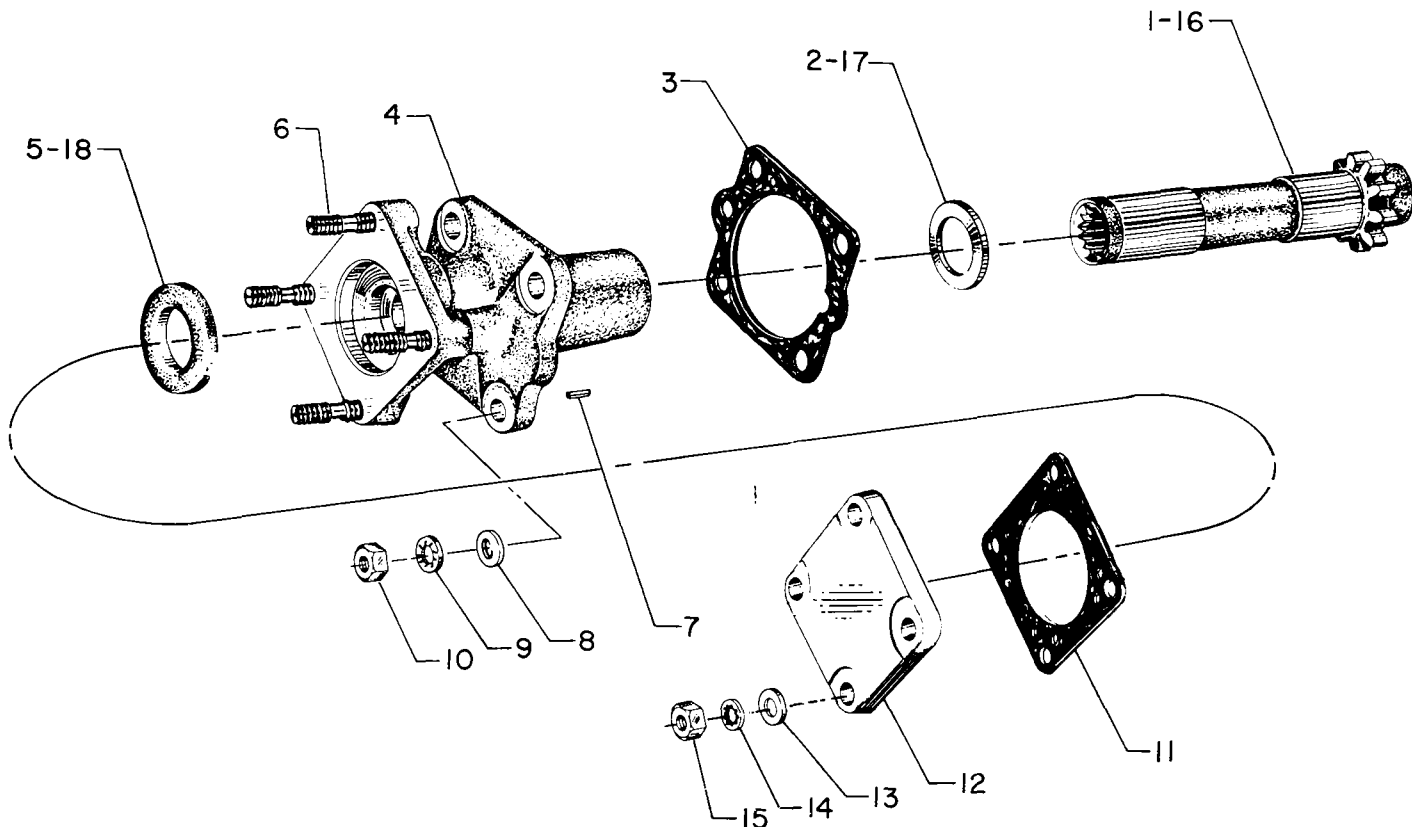


Figure 15
2-12

LYCOMING IO-720 PARTS CATALOG

ACCESSORY HOUSING AND RELATED PARTS OIL FILTER ASSEMBLY AND OIL COOLER BYPASS VALVE

FIG. REF.	PART NUMBER	DESCRIPTION	ON ALL	QUANTITY PER ASSEMBLY											
				STD. CYL. FLANGE					WIDE CYL. FLANGE						
				A1A	A1B	B1B	C1B	D1B	A1B	B1B	B1B	D1B			
1	73829	SCREEN ASSY., Oil pressure		1	1	1	1			1		1			
2	73830	GASKET, Oil pressure housing		1	1	1	1			1		1			
3	73300	HOUSING, Thermostatic valve and oil pressure screen		1	1	1	1			1		1			
4	STD-8	WASHER, 1/4 plain		4	4	4	4			4	4	4			
5	STD-1856	SCREW, 1/4-20 x 31/32 to 1.00 long, hex. hd.slotted		2	2	2	2			2		2			
6	STD-160	WASHER, 1/4 internal lock		2	2	2	2			2		2			
7	STD-1887	BOLT, 1/4-20 x 4.00 long,hex.hd.		2	2	2	2			2		2			
8	STD-294	GASKET, 7/8 OD x 5/8 ID x 3/32 annular		1	1	1	1			1		1			
9	75944	VALVE ASSY., Temp.control oil cooler bypass		1	1	1	1			1	1	1	1		
10	76510	GASKET, Oil cooler bypass valve		1	1	1	1			1	1	1	1		
11	LW-12776	GASKET, Oil filter adapter				2	2	2			2				
12	LW-12775	ADAPTER, Oil filter base				1	1	1			1				
13	LW-12777	GASKET, Oil filter base				2	2	2			2				
14	77852	OIL FILTER BASE ASSY.				1	1	1			1				
15	77853	OIL FILTER HOUSING ASSY.				1	1	1			1				
16	STD-8	WASHER, 1/4 plain				4	4	4			4				
17	STD-160	WASHER, 1/4 internal lock				4	4	4			4				
18	STD-1411	NUT, 1/4-20 plain				1	1	1			1				
19	STD-2153	SCREW, 1/4-20 x 1-9/16 long,hex.hd.				3	3	3			3				
20	25C-14	STUD, 1/4-20 x 1-3/4 long				1	1	1			1				
21	68542	SPRING, Oil cooler bypass						1							
22	LW-13140	PLUNGER, Oil cooler bypass						1							
23	76510	GASKET, Oil cooler bypass						1							
24	LW-13141	PLUG, Oil cooler bypass						1							
25	LW-10321	SPRING, Oil filter bypass valve													1
26	76539	SEAT, Oil relief valve													1
27	LW-10320	SLEEVE, Oil filter bypass valve													1
28	MS16625-1100	RING, Internal retaining													1
29	LW-13905	OIL FILTER, Long (spin on type)													1
30	LW-13904	KIT, Converter plate,oil filter													1
31	73647	FITTING, Breather	1												
32	AN932-5	PLUG, 1/2 NPT allen head		2	2	2	2	2		2	2	2			
33	MS29512-10	SEAL, Oil,3/32 section x 45/64 ID													1
34	AN814-10L	PLUG, 7/8-14 port													1
35	STD-294	GASKET, 7/8 OD x 5/8 ID x 3/32 annular													2
36	1540	PLUG, Thermometer well													2
37	MS29512-10	SEAL, Oil,3/32 section x 45/64 ID													1
38	LW-14178	PLUG, Turbo drain back													1
39	1102	PLUG, 1/8-27 NPT,allen hd.													1

LYCOMING IO-720 PARTS CATALOG

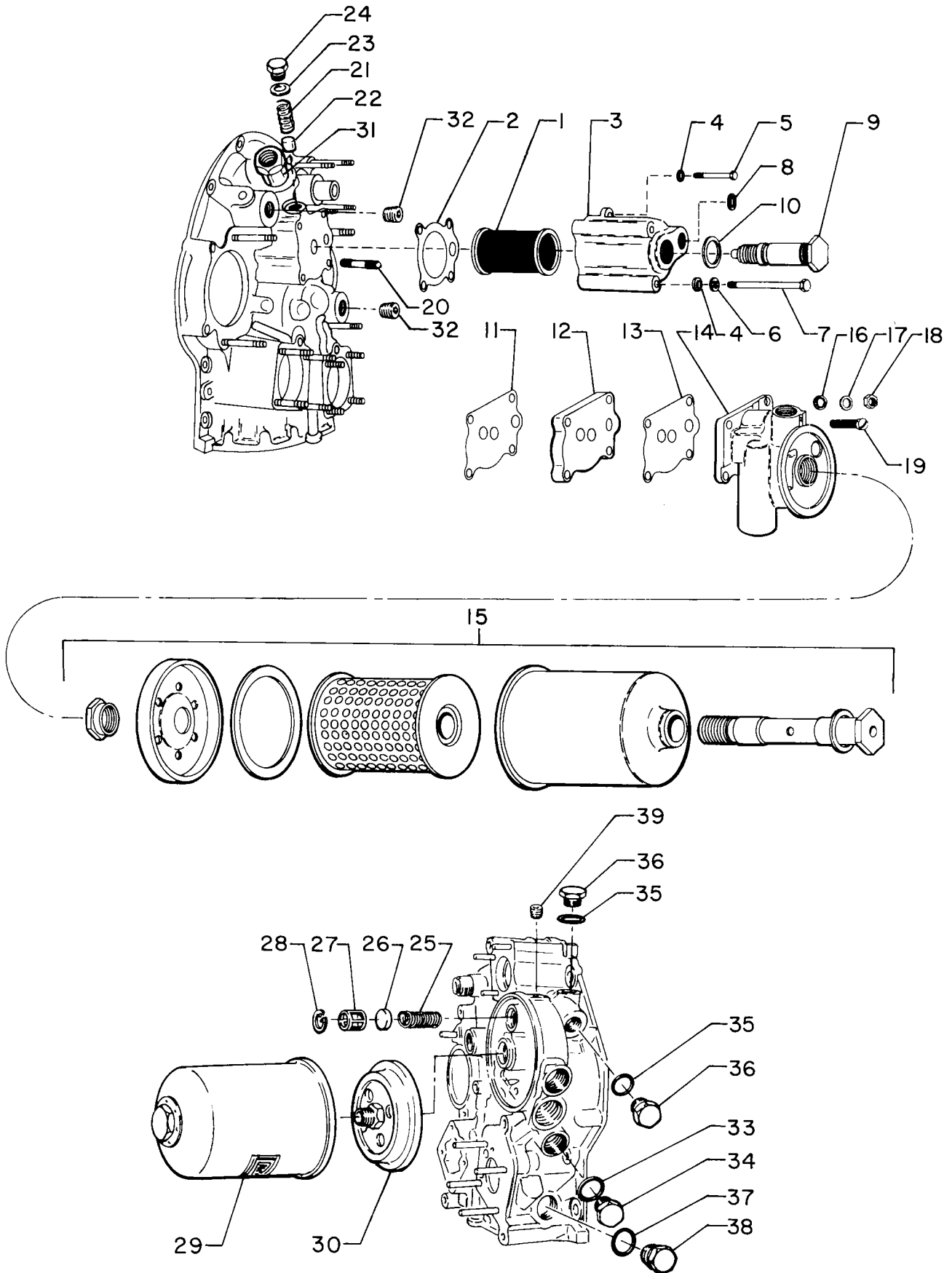


Figure 18 - Oil Filter Assembly and Oil Cooler Bypass Valve

LYCOMING IO-720 PARTS CATALOG

CYLINDER, PISTON AND VALVE TRAIN CONNECTING RODS, PISTONS AND RING ASSEMBLIES

FIG. REF.	PART NUMBER	DESCRIPTION	ON ALL	QUANTITY PER ASSEMBLY													
				STD. CYL. FLANGE					WIDE CYL. FLANGE								
				A1A	A1B	B1B	C1B	D1B	A1B	B1B	B1BD	D1B					
1	LW-10646	CONNECTING ROD ASSY.	8														
2	LW-13923	BUSHING, Connecting rod (upper)	8														
3	75060	BOLT, Connecting rod	16														
4	LW-12186	NUT, Connecting rod bolt	16														
5	74309	BEARING, Connecting rod	16														
6	LW-10207-S	PISTON, Compression ratio 8.7:1	8														
7	LW-14078	PIN, Piston	8														
8	60828	PLUG, Piston pin	16														
	72198*	PLUG, Piston pin															
9	74241	RING, Piston compression	16														
	74673*	RING, Piston compression															
10	73857	RING, Piston oil regulating expander type	8														
	73998*	RING, Piston oil regulating															

* - For installation with chrome cylinders.

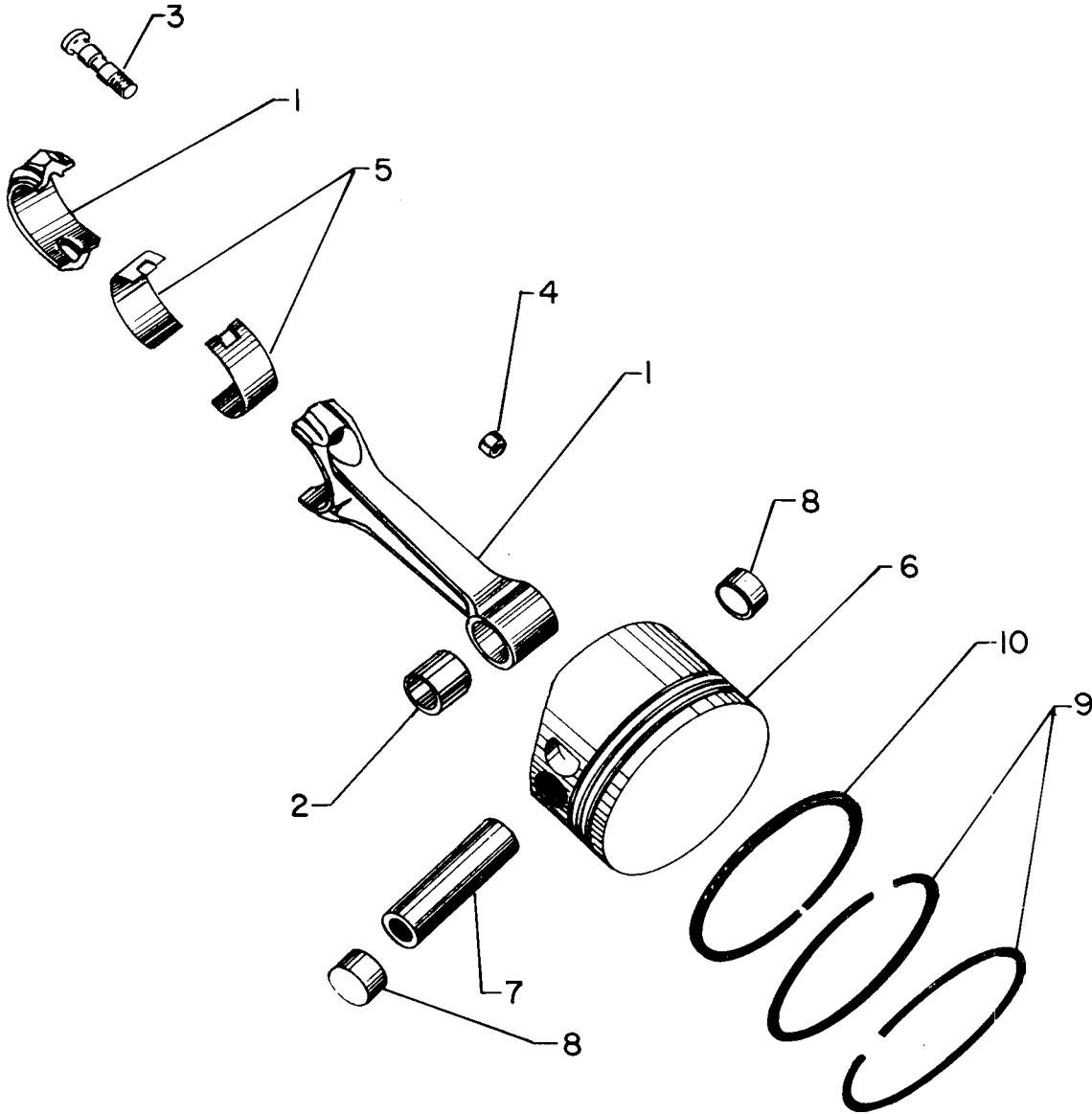


Figure 19 - Connecting Rods, Pistons and Ring Assemblies

AVCO LYCOMING IO-720 PARTS CATALOG

CYLINDER, PISTON AND VALVE TRAIN CYLINDER ASSEMBLY

FIG. REF.	PART NUMBER	DESCRIPTION	ON ALL	QUANTITY PER ASSEMBLY															
				STD. CYL. FLANGE					WIDE CYL. FLANGE										
				A/A	A/B	B/B	C/B	D/B	A/B	B/B	B/D	D/B							
20																			
1	73948*	CYLINDER AND HEAD ASSY.			8	8			8										
	74563**	CYLINDER AND HEAD ASSY.			8														
	76190*	CYLINDER AND HEAD ASSY.					8	8											
	75415 +	CYLINDER AND HEAD ASSY.					8												
	75717 +	CYLINDER AND HEAD ASSY.				8													
	LW-14958 +	CYLINDER AND HEAD ASSY.										8	8						
	LW-12997 †	CYLINDER AND HEAD ASSY.											8						
	LW-12988 +	CYLINDER AND HEAD ASSY.										8							
	LW-15438 †	CYLINDER AND HEAD ASSY.										8		8					
2	72212	SEAT, Intake valve			8	8	8	8	8										
	LW-12688	SEAT, Intake valve										8	8	8	8				
3	71894	SEAT, Exhaust valve	8																
4	66713	GUIDE, Valve intake (flanged)	8																
5	72897	GUIDE, Valve exhaust (flanged)			8	8		8	8			8	8	8					
	75838	GUIDE, Valve exh. (flanged) (ni-resist)			8	8	8					8	8	8					
6	66796	INSERT, Spark plug			16	16	16	16	16										
	69260	INSERT, Spark plug (long reach)				16	16					16	16	16	16				
7	STD-1872	INSERT, 1/8-27 NPT Heli-Coil	8																
8	61261	STUD, 5/16-18 x 1-1/2 long			16	16			16										
	67528	STUD, 5/16-18 x 1-5/8 long										16			16				
	31C-10	STUD, 5/16-18 x 1-1/4 long					24	24				24	24						
9	66670	BUSHING, Rocker shaft			32	32	24	24	32			32	24	24	32				
10	66610	BUSHING, Rocker shaft					8	8				8	8						
11	25C-8	STUD, 1/4-20 x 1.00 long			32	32			32			32			32				
12	MS20823-60	ELBOW, 3/8 flared tube x 1/4 NPT, 45°	8																
13	1102	PLUG, 1/8-27 NPT, Allen hd.			8	8	8	8	8										
14	72343	STABILIZER, Cyl. head fins (15 teeth)			8	8			8			8			8				
15	72344	STABILIZER, Cyl. head fins (26 teeth)			8	8			8			8			8				
16	75151	STABILIZER, Cyl. head fins					8	8				8	8						
17	75152	STABILIZER, Cyl. head fins					8	8				8	8						
18	75164	STABILIZER, Cyl. head fins					8	8				8	8						

- * - Nitrided cylinder.
- ** - Nitrided cylinder, ni-resist exhaust guide.
- + - Nitrided cylinder, ni-resist exhaust guide, long reach spark plugs.
- † - Nitrided cylinder, long reach plug.

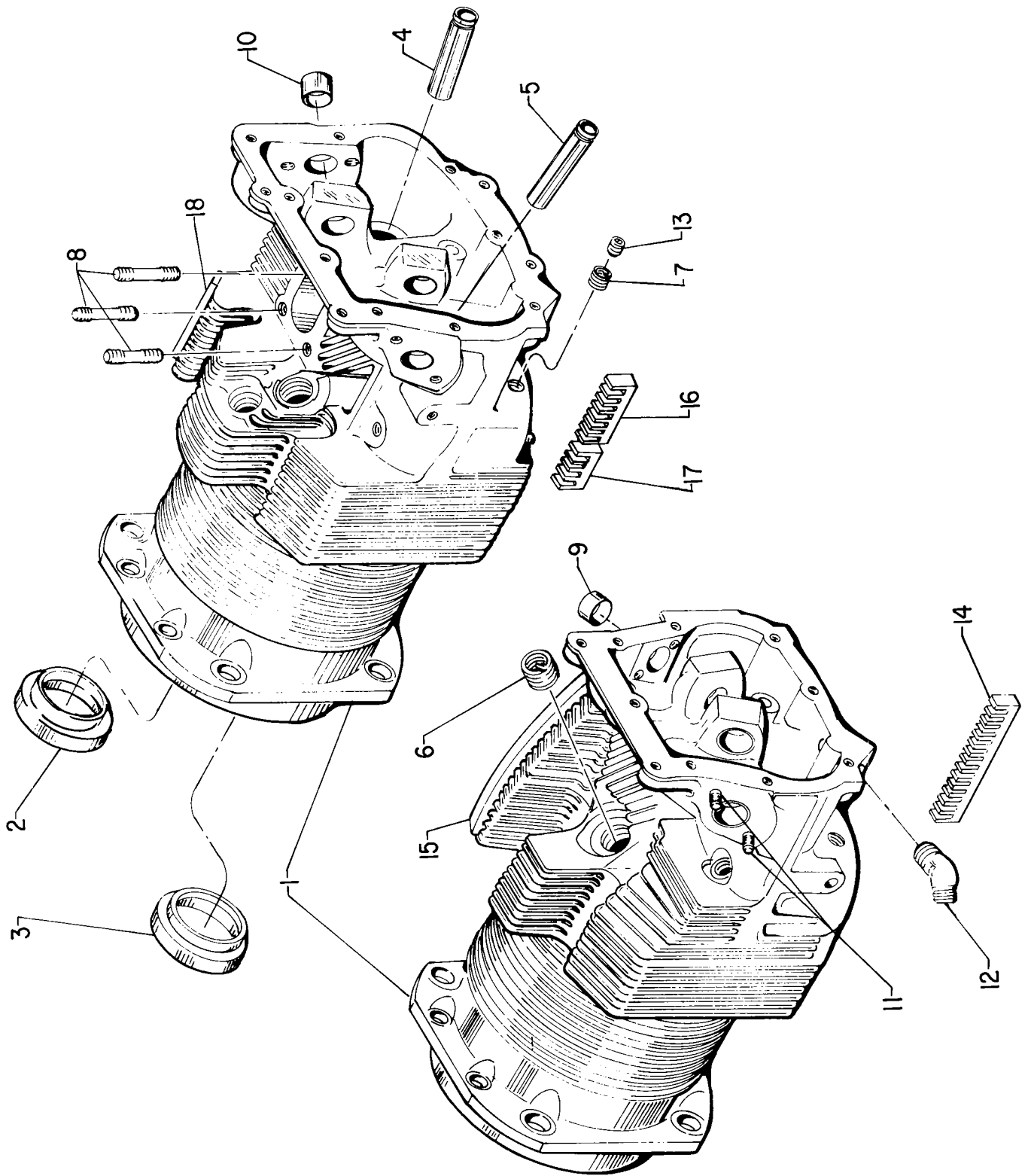


Figure 20 - Cylinder Assembly
3-4

LYCOMING IO-720 PARTS CATALOG

CYLINDER, PISTON AND VALVE TRAIN VALVE ASSEMBLY

FIG. REF.	PART NUMBER	DESCRIPTION	ON ALL	QUANTITY PER ASSEMBLY																					
				STD. CYL. FLANGE				WIDE CYL. FLANGE																	
				A1A	A1B	B1B	C1B	D1B	A1B	B1B	B1BD	D1B													
1	LW-12949	VALVE, Intake		8	8	8	8	8																	
	LW-13622*	VALVE, Intake (rotator)							8	8	8	8													
2	73111	VALVE, Exhaust (rotator)		8	8	8	8	8	8	8	8	8													
	LW-11167**	VALVE, Exhaust (rotator)		8	8	8			8	8	8														
3	LW-11796	SPRING, Valve outer	16																						
4	LW-11797	SPRING, Valve auxiliary	16																						
5	LW-13321	SEAT, Valve spring,lower intake	8																						
6	LW-13322	SEAT, Valve spring,lower exhaust	8																						
7	69532	SEAT, Valve spring,upper intake	8																						
8	72050	KEY, Valve intake	16																						
9	62388	CAP, Valve stem intake	8																						
10	LW-10076	SEAT, Valve spring (rotator)	8																						
11	MS13997-3	KEY, Valve exhaust (rotator)	16																						
12	MS13998-3	CAP, Valve stem	8																						
13	78290	PLUNGER ASSY., Hydraulic tappet	16																						
14	78524	SOCKET, Push rod hydraulic tappet	16																						
15	72255	SHROUD TUBE ASSY., Push rod		16	16	8	8	16	16	8	8	16													
16	72257	SHROUD TUBE ASSY., Push rod				8	8			8	8														
17	LW-13077	SPRING, Shroud tube	32																						
18	66728+	WASHER, 25/32 ID x 1-1/4 OD x 1/32 thick	un																						
19	61503	SLEEVE, Shroud tube seal	16																						
20	62922	SEAL, Shroud tube	32																						
21	73455†	ROD ASSY., Push	un																						
	73456	ROD ASSY., Push	un																						
	73457	ROD ASSY., Push	un																						
	73458	ROD ASSY., Push				un	un		un	un	un	un													
	73555	ROD ASSY., Push		un	un		un		un		un	un													
	73556	ROD ASSY., Push		un	un		un		un		un	un													
	73557	ROD ASSY., Push		un	un		un		un		un	un													
	73558	ROD ASSY., Push							un		un	un													
	73445	ROD ASSY., Push (exhaust)								un	un	un													
	73446	ROD ASSY., Push (exhaust)								un	un	un													
	73447	ROD ASSY., Push (exhaust)								un	un	un													
	73448	ROD ASSY., Push (exhaust)								un	un	un													
	73545	ROD ASSY., Push (exhaust)				un	un																		
	73546	ROD ASSY., Push (exhaust)				un	un																		
	73547	ROD ASSY., Push (exhaust)				un	un																		
	73548	ROD ASSY., Push (exhaust)				un	un																		
22	71549	WASHER, Valve rocker thrust	16																						
23	72626	SHAFT, Valve rocker	16																						
24	71266	ROCKER ASSY., Intake valve	8																						
25	67114	BUSHING, Valve rocker	8																						
26	71265	ROCKER ASSY., Exhaust valve		8	8		8		8		8														
27	67114	BUSHING, Valve rocker		8	8		8		8		8														
28	LW-12702	ROCKER ASSY., Exhaust valve				8	8				8	8													
29	LW-12588	BUSHING, Valve rocker				8	8				8	8													

* - Small diameter intake rotator valve.
 ** - Nimonic exhaust valve.
 + - See latest edition of Avco Lycoming Service Instruction No. 1284 for application of 66728 washer.
 † - See latest edition of Avco Lycoming Service Instruction No. 1060 for complete push rod application.

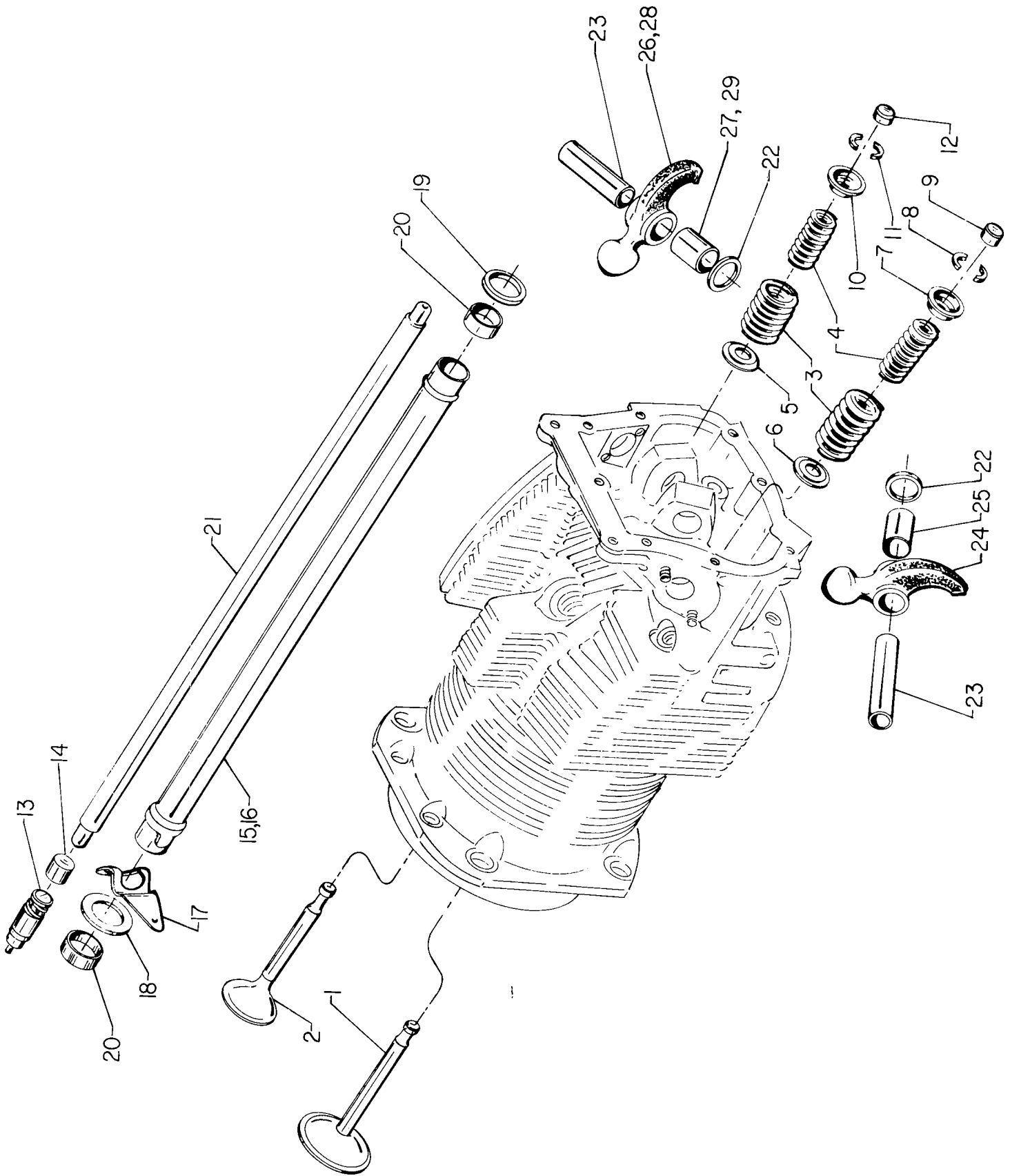


Figure 21 - Valve Assembly
3-6

LYCOMING IO-720 PARTS CATALOG

CYLINDER, PISTON AND VALVE TRAIN CYLINDER RELATED PARTS

FIG. REF.	PART NUMBER	DESCRIPTION	ON ALL	QUANTITY PER ASSEMBLY															
				STD. CYL. FLANGE					WIDE CYL. FLANGE										
				A/A	A/B	B/B	C/B	D/B	A/B	B/B	B/B	D/B							
1	66732	GASKET, Valve rocker shaft cover	16																
2	66731	COVER, Valve rocker shaft		16	16			16		16		16							
	72710	COVER, Valve rocker shaft				16	16				16	16							
3	STD-160	WASHER, 1/4 internal lock		32	32			32		32		32							
4	STD-1411	NUT, 1/4-20 plain		32	32			32		32		32							
5	72709	SCREW, 1/4-20 x 5/8 long, self sealing				32	32				32	32							
6	67193	GASKET, Rocker box cover		8	8			8		8		8							
	71450	GASKET, Rocker box cover				8	8				8	8							
7	68795	COVER ASSY., Rocker box		8	8			8		8		8							
	72242	COVER ASSY., Rocker box				8	8				8	8							
8	STD-8	WASHER, 1/4 plain		8	8			8		8		8							
9	STD-1925	SCREW, 1/4-20 x 5/8 long, pan head self locking		64	64	72	72	64		64	72	72	64						
10	71481	RING, Oil seal 3/32 dia. x 4-27/32 ID	8																
11	74494	PLATE, Spark plug caution	8																
12	69531	PLATE, Cylinder hold down nut		16	16	16	16	16											
13	77906	SPACER, 33/64 ID x 7/8 OD x 1/8 thick									2	2	2	2					
14	74887	SPACER, 33/64 ID x 7/8 OD x 3/8 thick									2	2	2	2					
15	STD-2090	NUT, 1/2-20 plain									36	36	36	36					
16	71133	NUT, 1/2-20 NF-3 cyl. hold down		32	32	32	32	32											
17	383-8	NUT, 3/8-24 plain									32	32	32	32					
18	71134	NUT, 3/8-24 NF-3 cyl. hold down		32	32	32	32	32											
19	STD-684	NIPPLE, Straight 3/8 ID hose	8																
20	STD-2180	HOSE, 3/8 ID x 1-13/16 long	8																
21	STD-2174	CLAMP, Hose 5/8 dia.	16																
22	73382	TUBE ASSY., Cyl. head oil drain, cyl. no.1	1																
23	73384	TUBE ASSY., Cyl. head oil drain, cyl. no.2	1																
	LW-12725*	TUBE ASSY., Cyl. head oil drain, no. 2					1												
24	73387	TUBE ASSY., Cyl. head oil drain, cyl. no.4	1																
	LW-13229*	TUBE ASSY., Cyl. head oil drain, cyl. no.4					1												
25	73388	TUBE ASSY., Cyl. head oil drain, cyl. no.3,5,6,7,8	5																
26	74718	BAFFLE ASSY., Intercylinder		5	5			5											
	73846	BAFFLE ASSY., Intercylinder		1	1			1											
	72918	BAFFLE ASSY., Intercylinder				6	6				6	6							
	75338	BAFFLE ASSY., Intercylinder									5		5						
	LW-13430	BAFFLE ASSY., Intercylinder									1		1						
27	71610	HOOK, Intercylinder baffle retainer	6																
28	71611	RETAINER, Intercylinder baffle	6																
29	72834	COVER, Baffle ignition hole	6																
30	STD-692	SCREW, No.10-32 x 1/2 long, rd. hd.	12																
31	STD-670	NUT, No.10-32 self-locking		12	12			12		12		12							
32	AN931-14-20	GROMMET, 7/8 ID x 1-5/8 OD x 7/16 thick		2	1			1		1		1							

* - For use with York Freon compressor.

LYCOMING IO-720 PARTS CATALOG

CYLINDER, PISTON AND VALVE TRAIN CYLINDER RELATED PARTS

FIG. REF.	PART NUMBER	DESCRIPTION	ON ALL	QUANTITY PER ASSEMBLY															
				STD. CYL. FLANGE				WIDE CYL. FLANGE											
				A1A	A1B	B1B	C1B	D1B	A1B	B1B	B1B/D	D1B							
33	75118	GASKET, Exhaust flange		16	16					16		16							
34	77611	GASKET, Exhaust flange						8											
35	74756	GASKET, Exhaust flange					16	16			16	16							
36	72701	FLANGE, Exhaust					8	8			8	8							
37	67195	FLANGE, Exhaust			8	8			8		8		8						
38	STD-35	WASHER, 5/16 plain		16	16	24	24	16											
39	STD-475	WASHER, 5/16 internal lock		16	16	24	24	16			16	24	24	16					
40	STD-1410	NUT, 5/16 plain		16	16	24	24	16			16	24	24	16					

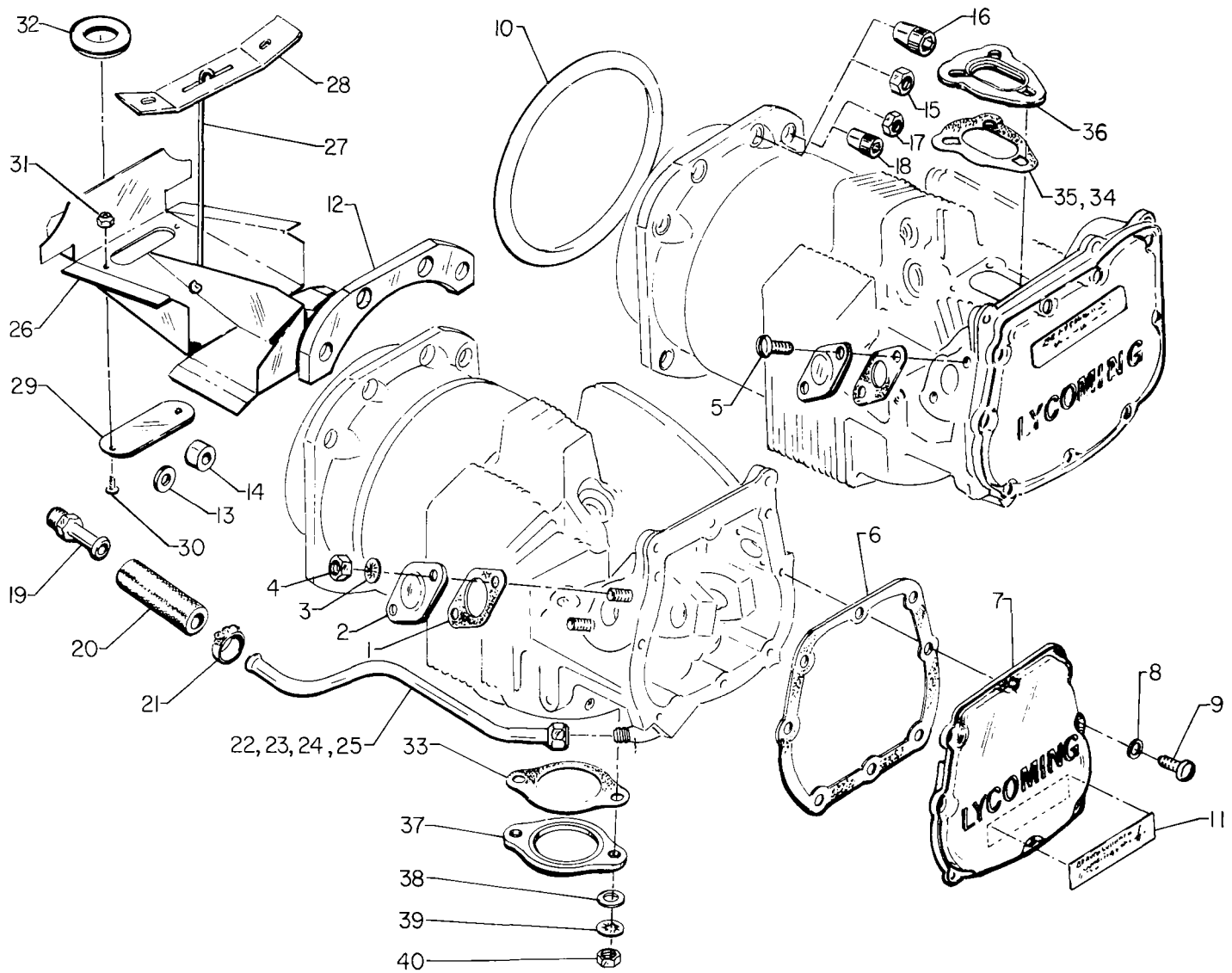


Figure 22 - Cylinder Related Parts

LYCOMING IO-720 PARTS CATALOG

IGNITION SYSTEM 700 SERIES MAGNETO AND MAGNETO DRIVE

FIG. REF.	PART NUMBER	DESCRIPTION	ON ALL	QUANTITY PER ASSEMBLY																			
				STD. CYL. FLANGE						WIDE CYL. FLANGE													
				A/A	A/B	B/B	C/B	D/B	A/B	B/B	B/D	D/B											
1	72095	GEAR ASSY., Magneto		2																			
2	77309	BUSHING, Crankshaft idler gear		2																			
3	72093	PLATE, Centering, magneto drive		2																			
4	LW-12136	CUSHION, Magneto		4																			
5	68875	RETAINER, Magneto drive cushion		2																			
6	62224	GASKET, Magneto adapter		2																			
7	LW-12707	ADAPTER, Magneto		2																			
8	LW-12681	GASKET, Magneto		2																			
9	75418	MAGNETO AND IGNITION HARNESS ASSEMBLY		1																			
10	75177	MAGNETO, S8LN-701 retard		1																			
11	75178	MAGNETO, S8LN-705		1																			
12	75180	IGNITION HARNESS ASSY.		1																			
13	74006	SCREW, No.10-32 x 3/4 long, self-locking		8																			
14	75179	COIL, Ignition		2																			
15	74704	SCREW, No.10-32 x 3/8 long, fill.hd., dr.hd.		8																			
16	73698	LEAD ASSY., Ignition coil to magneto		2																			
17	73389	CLAMP, Magneto		4																			
18	STD-475	WASHER, 5/16 internal lock		4																			
19	STD-1410	NUT, 5/16-18 plain		4																			
20	STD-8	WASHER, 1/4 plain		6																			
21	STD-1916	SCREW, 1/4-20 x 1-1/8 long, fill.hd., self-locking		6																			
22	LW-171192	KIT, Magneto switch terminal		2																			
23	LW-171191	KIT, Magneto retard terminal		1																			
24	STD-696	WASHER, 1/4 plain thin		un																			

NOTE

Individual spark plug leads may be replaced by ordering either 620631-48, 620631-72 or 620631-78 replacement leads. Lead length is indicated by the part no. suffix.

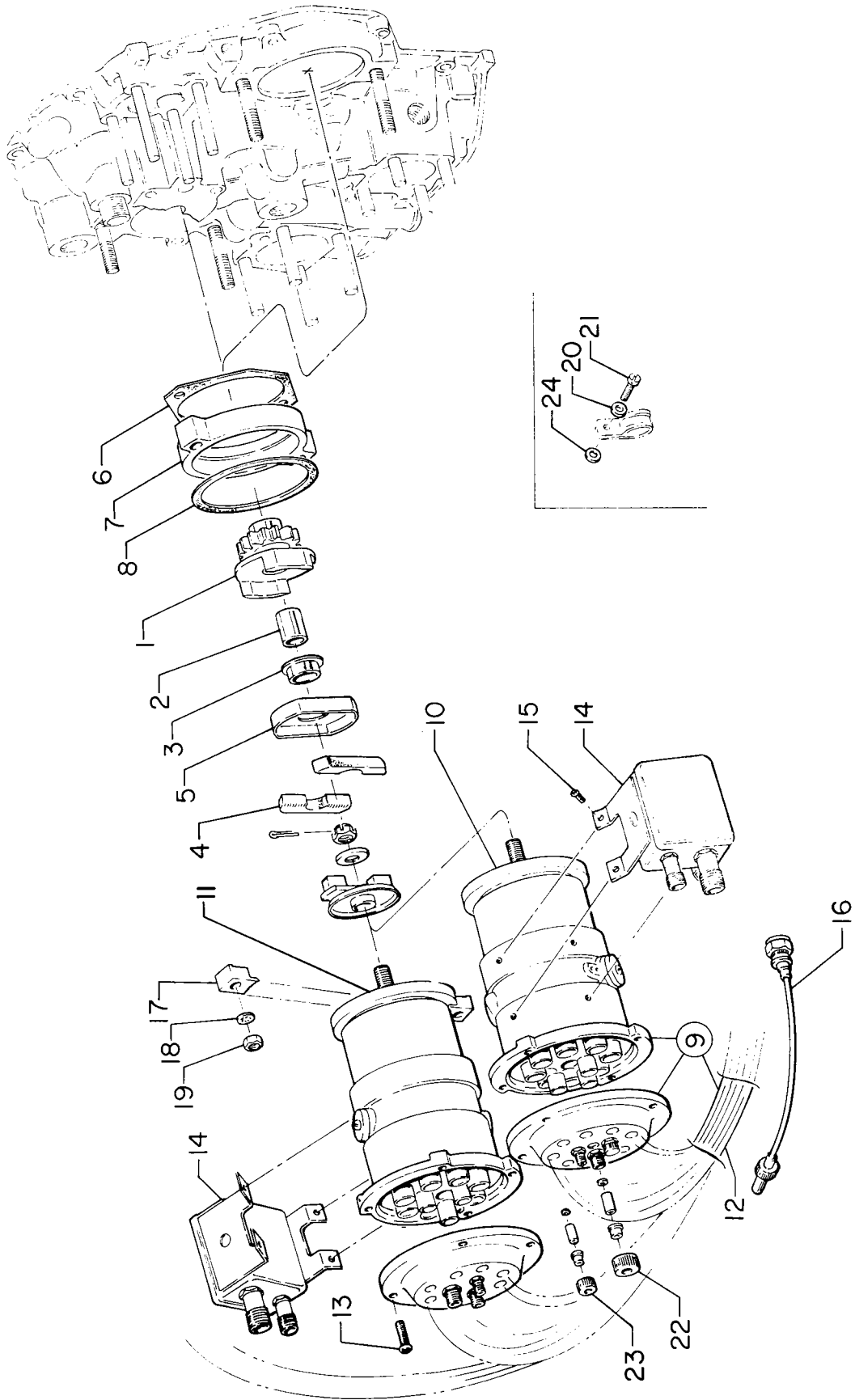


Figure 23 - 700 Series Magneto and Magneto Drive

LYCOMING IO-720 PARTS CATALOG

VENDOR ACCESSORY 700 SERIES MAGNETO ASSEMBLY - BENDIX SCINTILLA

REF. NO.	PART NUMBER	1 2 3 4 5	DESCRIPTION	QTY. PER ENG.	MODEL USAGE
	10-171335-1		MAGNETO ASSY., S8LN-701 (P/N 75177)	1	A
	10-171340-1		MAGNETO ASSY., S8LN-705 (P/N 75178)	1	B
1	10-171328		HOUSING	1	
2	10-90768-1		PIN, Spring compression	1	
3	10-90767-13		PIN, Spring compression	1	
4	10-106593		BEARING, Ball (rotor,drive end)	1	
5	10-171254		PLATE, Bearing retaining	1	
6	10-171147		SCREW, (Plate bearing retaining)	3	
7	10-171329		COIL AND LAMINATION ASSEMBLY	1	
8	10-171333		ROTOR, Magneto assembly,8 pole	1	
9	10-171332		SPRING, Wave	1	
10	10-171344		BREAKER SUPPORT ASSEMBLY	1	
11	10-171305		BEARING, Ball (breaker support assy.)	1	
12	10-92879-43		WASHER, Lock	4	
13	10-4987		WASHER, Plain	4	
14	10-91431-32		SCREW, (Breaker support assy.securing)	4	
15	10-171209		CONTACT ASSEMBLY	2	A
	10-171209		CONTACT ASSEMBLY	1	B
16	10-14268		WASHER, Plain (contact assy.securing screw)	2	A
	10-14268		WASHER, Plain (contact assy.securing screw)	1	B
17	10-35936-5		SCREW, W/Lockwasher	6	A
	10-35936-5		SCREW, W/Lockwasher	5	B
18	10-171238		CAPACITOR, (Includes items 19 and 20)		
19	10-171309		CONTACT, Pin (capacitor lead)	1	
	10-171309		CONTACT, Pin (cable assy.10-171338)	2	A
	10-171309		CONTACT, Pin (lead assy.10-171354)	1	B
20	10-171310		SPRING, (capacitor lead)	1	
	10-171310		SPRING, (Cable assy.10-171338)	2	A
	10-171310		SPRING, (Lead assy.10-171354)	1	B
21	10-171291		CAM, Ignition,8 lobe	1	
22	10-92879-42		WASHER, Lock	1	
23	10-90402-4		NUT, Hex	1	
24	10-171338		CABLE ASSY., (Includes items 19 and 20)	1	A
25	10-171354		LEAD ASSY., (Includes items 19 and 20)	1	B
26	2-194		WASHER, Lock (lead to breaker screw)	2	A
	2-194		WASHER, Lock (lead to breaker screw)	1	B
27	10-16476		SCREW, (Lead to breaker)	2	A
	10-16476		SCREW, (Lead to breaker)	1	B
28	10-5752		CLIP, Cable	2	B
	10-5752		CLIP, Cable	1	A
29	10-377231		CLIP, Cable	1	A
30	10-171339		FINGER ASSEMBLY	1	
31	10-171232		INSULATOR, Distributor finger	1	
32	10-377006		ELECTRODE, Distributor finger	1	
33	10-37661		SCREW, (Electrode securing)	1	
34	10-92879-41		WASHER, Lock (finger assy.securing screw)	2	
	10-92879-41		WASHER, Lock (shield assy.securing screw)	2	
35	10-35357		WASHER, Plain (finger assy.securing screw)	2	
36	10-91423-8		SCREW, (Finger assy.securing)	2	
37	10-377284		CARBON BRUSH AND SPRING ASSEMBLY	1	
38	10-171317		BLOCK	1	
39	10-50737		SPRING, Block	9	
40	10-92879-42		WASHER, Lock (block securing screw)	2	
41	10-171342		SCREW, (Block securing)	2	
42	10-171308		BREATHER	2	
43	10-171307		SHIELD	2	
44	10-91423-5		SCREW, (Shield securing)	2	
45	10-90788-17		KEY, Woodruff	1	
46	10-171227		PLATE, Drive	1	
47	10-171319		WASHER	1	
48	10-52570		NUT, Self-locking	1	

LYCOMING IO-720 PARTS CATALOG

VENDOR ACCESSORY 700 SERIES MAGNETO ASSEMBLY - BENDIX SCINTILLA

REF. NO.	PART NUMBER	1 2 3 4 5	DESCRIPTION	QTY.	MODEL
				PER ENG.	USAGE
49	10-357011		PLATE, Identification	1	
50	10-90501-4		SCREW, (Identification plate)	2	
51	10-92278-1		SCREW, (Plugging)	1	

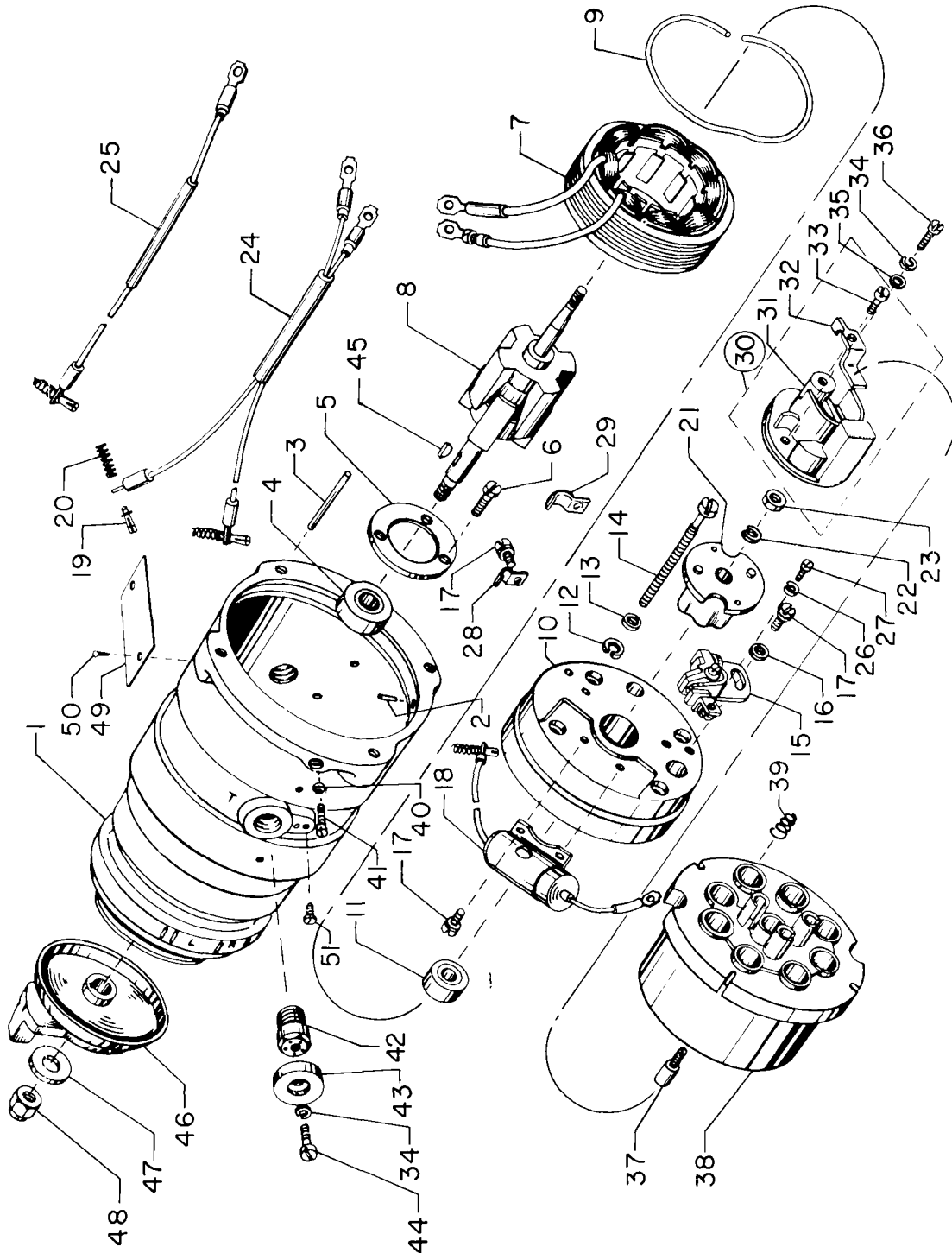


Figure 24 - Bendix 700 Series Magneto

LYCOMING IO-720 PARTS CATALOG

IGNITION SYSTEM 1200 SERIES MAGNETO AND MAGNETO DRIVES

FIG. REF.	PART NUMBER	DESCRIPTION	ON ALL	QUANTITY PER ASSEMBLY													
				STD. CYL. FLANGE					WIDE CYL. FLANGE								
				A1A	A1B	B1B	C1B	D1B	A1B	B1B	B1BD	D1B					
1	77438	GEAR ASSY., Magneto				2	2	2	2			2	2	2			
2	77436	SLEEVE, Magneto gear				2	2	2	2			2	2	2			
3	77309	BUSHING, Crankshaft idler gear				2	2	2	2			2	2	2			
4	LW-12136	CUSHION, Magneto drive				4	4	4	4			4	4	4			
5	62224	GASKET, Magneto adapter				2	2	2	2			2	2	2			
6	LW-12707	ADAPTER, Magneto				2	2	2	2			2	2	2			
7	73000	COUPLING, Magneto drive				2	2	2	2			2	2	2			
8	LW-12239	WASHER, 3/8 ID x 39/64 OD x 1/8 thick				2	2	2	2			2	2	2			
9	LW-12681	GASKET, Magneto				2	2	2	2			2	2	2			
10	LW-349320-4	MAGNETO, S8LN-1209				1	1	1	1			1	1	1			
	LW-349320-5*	MAGNETO, S8LN-1209							1								
	LW-349520-1D**	MAGNETO, S8LN-1259							1								
11	LW-349300-4	MAGNETO, S8LN-1208 15° retard				1	1	1	1			1	1	1			
	LW-349500-1D**	MAGNETO, S8LN-1258 15° retard							1								
12	75965	CLAMP, Magneto				4	4	4	4			4	4	4			
13	STD-475	WASHER, 5/16 lock internal teeth				4	4	4	4			4	4	4			
14	STD-1410	NUT, 5/16-18 plain				4	4	4	4			4	4	4			
15	LW-620570-4	HARNESS ASSEMBLY, Ignition				1	1	1	1			1	1	1			
16	LW-620570-14**	HARNESS ASSEMBLY, Ignition							1								
17	STD-8	WASHER, 1/4 plain				6	6	6	6			6	6	6			
18	STD-1874	SCREW, 1/4-20 x 7/8 long,fill.hd.				17	17	17	17			17	17	17			
19	STD-2007**	WASHER, 3/8 dia.seal							1								
20	LW-13227**	ADAPTER, Mag.pressurization							1								
21	LW-13226**	NUT, 3/8-16 plain							1								
22	STD-33**	WASHER, 3/8 plain							1								
23	MS20822-4**	ELBOW, 1/4 flared tube							2					2			
24	AN825-4**	TEE, 1/4 flared tube x 1/8 NPT							1					1			
25	LW-13697**	VALVE ASSY., Relief							1					1			
26	MS29512-04**	SEAL, Oil,5/64 dia.section x 23/64 ID							1					1			

* - Electronic tachometer pick-up.

** - Pressurized magneto and components.

NOTE

Individual spark plug leads may be replaced by ordering either 620631-48, 620631-72 or 620631-78 replacement leads. Lead length is indicated by the part no. suffix.

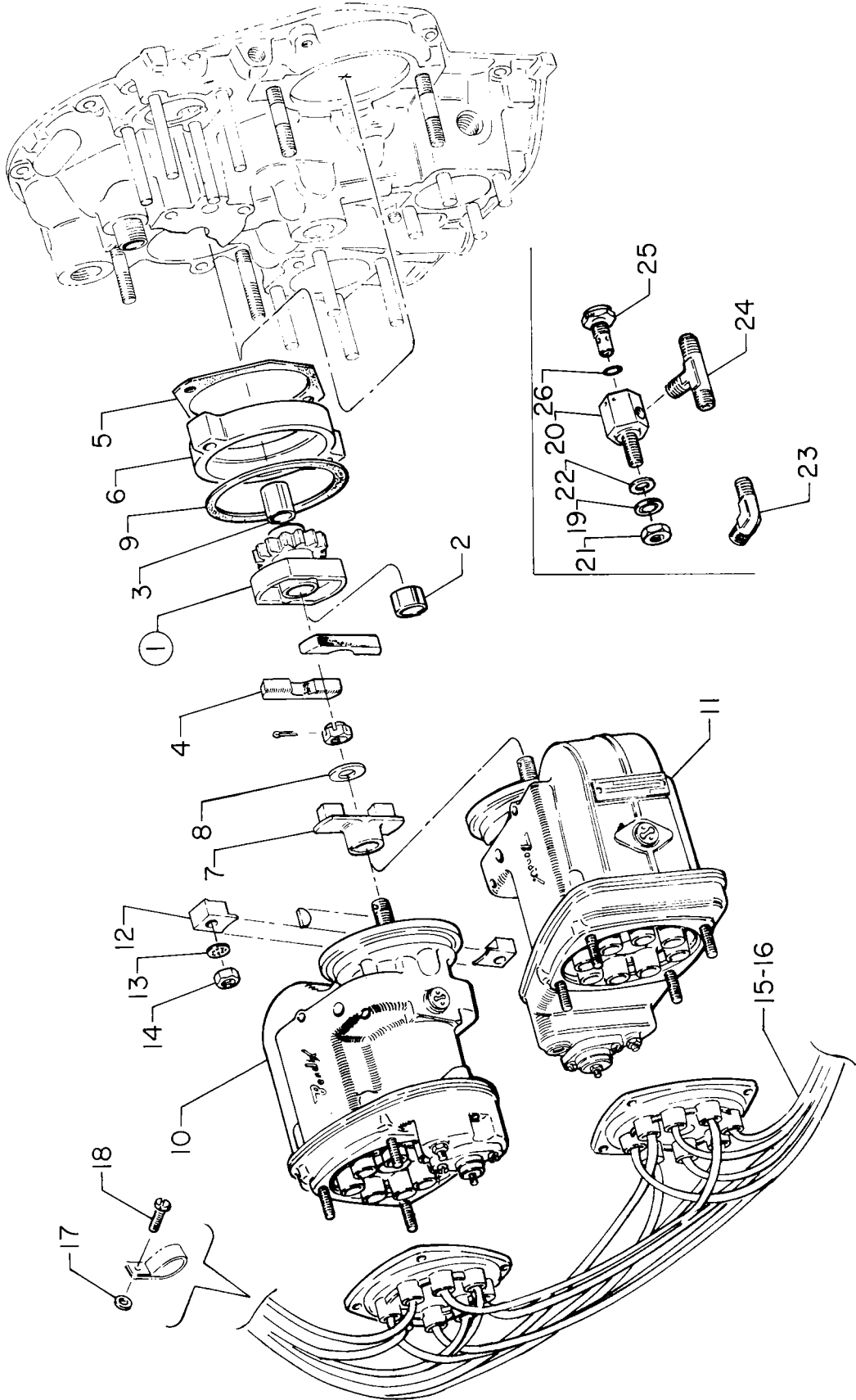


Figure 25 - 1200 Series Magneto and Magneto Drive

LYCOMING IO-720 PARTS CATALOG

VENDOR ACCESSORY 1200 SERIES MAGNETO ASSEMBLY - BENDIX SCINTILLA

REF. NO.	PART NUMBER	DESCRIPTION	QTY. PER ENG.	MODEL USAGE
		1 2 3 4 5		
	10-349300-4	MAGNETO ASSY., S8LN-1208 P/N LW-349300-4		A
	10-349320-4	MAGNETO ASSY., S8LN-1209 P/N LW-349320-4		B
	10-349320-5	MAGNETO ASSY., S8LN-1209 P/N LW-349320-5		C
1	10-35937-24	SCREW, With lockwasher (cover securing)	1	
1A	10-180046-28	TUBING	1	A, C
2	10-92873-302	NUT, (Stud)	4	
	10-92873-302	NUT, (Retard, lead contact screw)	1	A, C
3	10-92879-43	WASHER, (Stud outside)	4	
	10-92879-43	WASHER, (Stud securing)	4	
4	10-349393-1	COVER, Magneto	1	A
	10-349393-2	COVER, Magneto	1	B
	10-349393-3	COVER, Magneto	1	C
5	10-125996	BUSHING, (Retard lead securing screw)	1	A, C
6	10-35937-12	SCREW, (Retard lead securing)	1	A, C
7	10-349269	LEAD, Retard	1	A, C
8	10-16092	WASHER, (Retard lead securing)	1	A, C
9	10-35935-6	SCREW, (Capacitor securing)	2	
10	10-349276	CAPACITOR	1	
11	10-349263	PACKING, (Capacitor mounting)	1	
12	10-349221	STUD, Double end (distributor block securing)	4	
13	10-78655	WASHER, (Stud securing)	4	
14	10-92815-37	RING, Retaining (gear axle)	1	
15	10-349511	WASHER, (Gear axle)	1	
16	10-50752	WASHER, Felt (gear axle)	1	
17	10-349213	BLOCK, Distributor (8 cylinder)	1	
18	10-50737	SPRING, Helical (distributor block)	8	
19	10-163374	STRIP, Felt (distributor block)	1	
20	10-349234	GEAR ASSEMBLY, Large (8 cylinder)	1	
21	10-160844	BRUSH, Carbon	1	
22	10-35936-7	SCREW, (Contact assy. securing)	4	A, C
	10-35936-7	SCREW, (Contact assy. securing)	2	B
	10-35936-7	SCREW, (Coil lead clamp)	1	B
22A	10-5752	CLIP, Cable	1	B
23	10-14268	WASHER, (Contact assy. securing screw)	2	A, C
	10-14268	WASHER, (Contact assy. securing screw)	1	B
24	10-382585	CONTACT ASSY., RH (Tungsten)	1	
24	10-382584	CONTACT ASSY., LH (Tungsten)	1	A
24	10-349970	CONTACT ASSY., LH (Tachometer)	1	C
25	10-35936-10	SCREW, (Cam securing)	1	
26	10-51354	WASHER, (Cam securing screw)	1	
27	10-349293-1	CAM, (8 cylinder)	1	
28	10-349326	STRIP, Fish paper	1	
29	10-349219	WEDGE, (Coil)	2	
30	10-349271	COIL, Magneto (high tension)	1	
31	10-90751-19	PIN, Cotter	1	
32A	10-163151	NUT, Castellated (drive shaft)	1	
35	10-90788-5	KEY, Woodruff (drive shaft)	1	
36	10-4093	WASHER, (Drive shaft nut)	1	
42	10-92815-62	RING, Retaining (drive shaft end)	1	
43	10-349328	WASHER, Flat (flange)	1	
44	10-349249	WASHER, Bowed (flange)	1	
45	10-349248	SLINGER, Oil	1	
46	10-349652	SCREW, (Flange securing)	3	
47	10-53397	WASHER, (Flange securing screw)	3	
48A	10-349392-2	FLANGE, Short round (without stop pins)	1	
50	10-353056	BEARING, (Magneto drive end)	1	
51	10-349247	PLATE, (Bearing retaining)	1	
52	10-349351-7	MAGNET, Rotating	1	
53	10-349241	GEAR, Distributor (small)	1	
54	10-157134	VENTILATOR	2	
55	10-157135	PLUG, Timing	1	

LYCOMING IO-720 PARTS CATALOG

VENDOR ACCESSORY 1200 SERIES MAGNETO ASSEMBLY - BENDIX SCINTILLA

REF. NO.	PART NUMBER	12345	DESCRIPTION	QTY. PER ENG.	MODEL USAGE
56	10-90500-8		SCREW, (Identification plage securing)	2	
57	10-70616		PLATE, Identification	1	
58	10-353060		BEARING, Roller	1	
59	10-349394-7		HOUSING, Magneto	1	

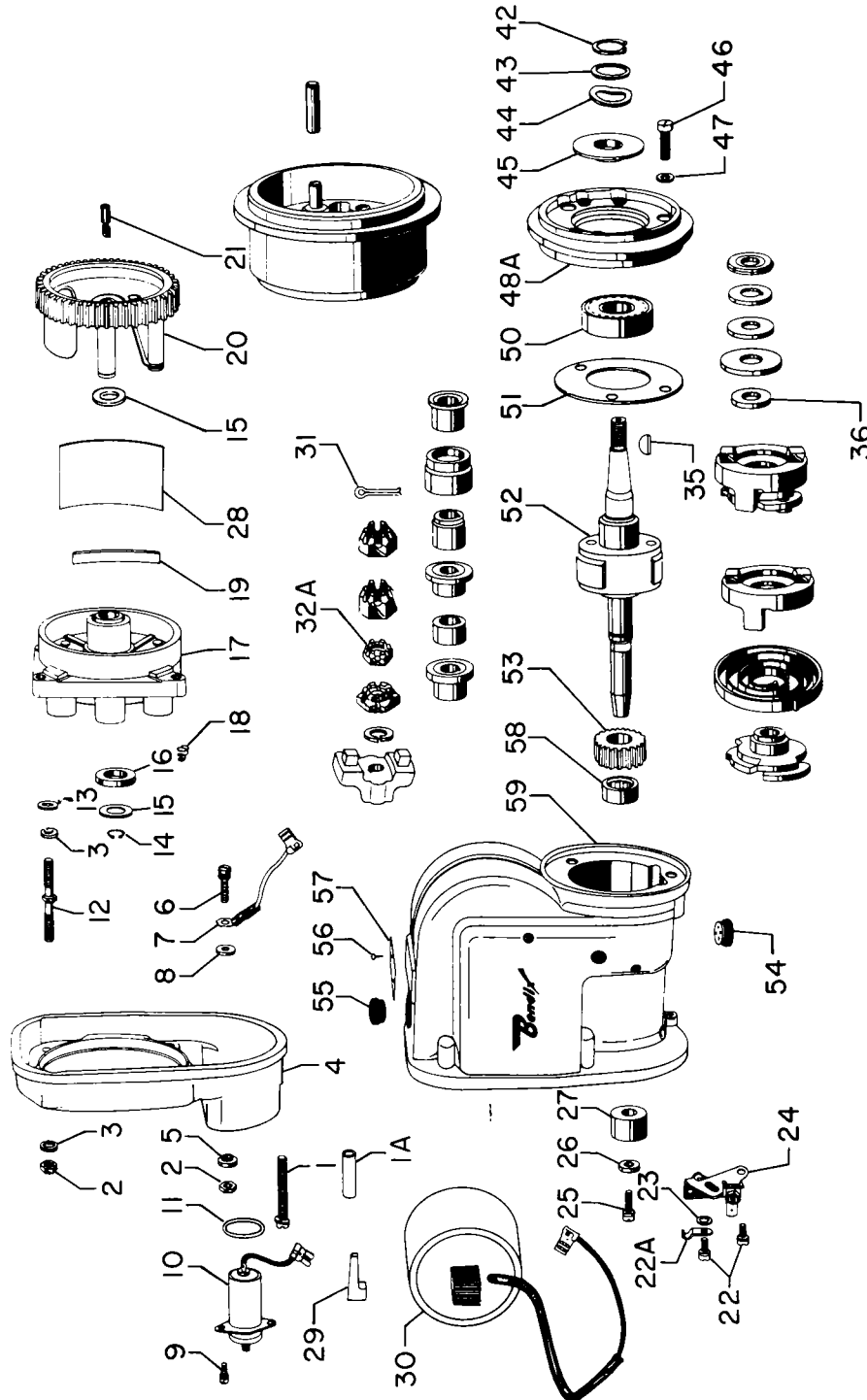


Figure 26 - Bendix 1200 Series Magneto

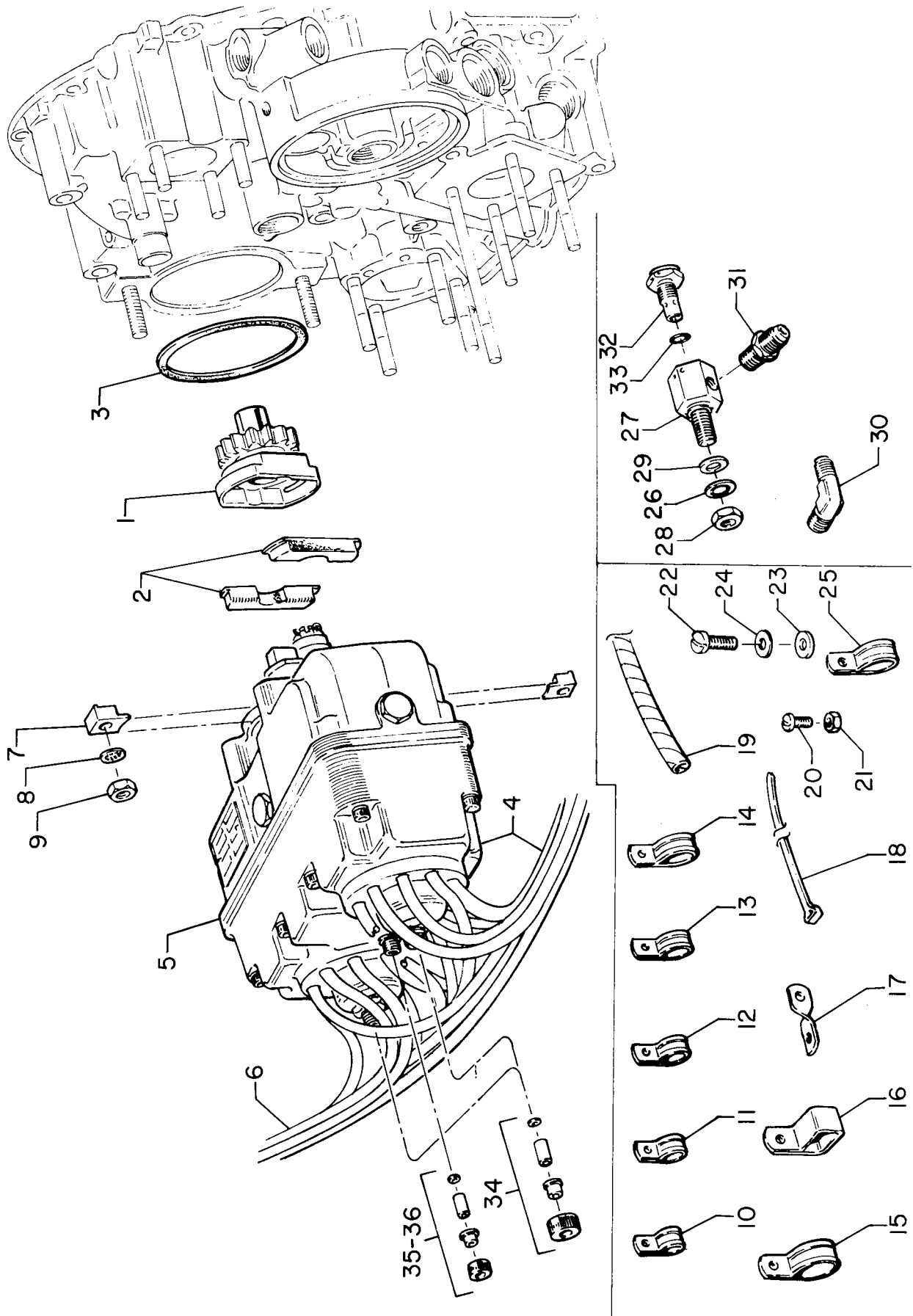


Figure 27 - 2200 Series Magneto and Drive
4-10

LYCOMING IO-720 PARTS CATALOG

IGNITION SYSTEM SPARK PLUGS

FIG. REF.	PART NUMBER	DESCRIPTION	ON ALL	QUANTITY PER ASSEMBLY																
				STD. CYL. FLANGE						WIDE CYL. FLANGE										
				A/A	A/B	B/B	C/B	D/B	A/B	B/B	B/D	D/B								
28	1182-K4*	SPARK PLUG, Champion RHB-36W				16						16	16							
	1182-W5**	SPARK PLUG, Champion RHB-37E				16	16					16	16	16						
	1182-P5	SPARK PLUG, AC H5R-93			16															
	1182-M3	SPARK PLUG, Champion RHM-38P			16	16			16											
	1182-D4	SPARK PLUG, Champion RHM-38E				16	16	16												
		The above spark plugs are those used in current production only, this list does not include additional spark plugs that are approved for use in these engines. See latest edition of Avco Lycoming Service Instruction No. 1042 for complete listing of all approved spark plugs.																		

* - Long reach iridium.

** - Long reach, all weather, massive electrode.

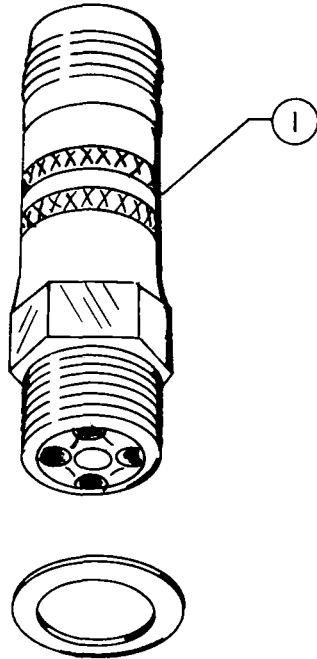


Figure 28
4-11

LYCOMING IO-720 PARTS CATALOG

ELECTRICAL COMPONENTS GENERATORS, ALTERNATORS, REGULATORS, RELAYS AND BELTS

FIG. REF.	PART NUMBER	DESCRIPTION	ON ALL	QUANTITY PER ASSEMBLY													
				STD. CYL. FLANGE					WIDE CYL. FLANGE								
				A/A	A/B	B/B	C/B	D/B	A/B	B/B	B/D	D/B					
1	72695	GENERATOR, 24 volt,50 amp (1105055)		1													
2	74880	ALTERNATOR ASSY., 12 volt,70 amp		1													
	74319	ALTERNATOR, 12 volt,70 amp (1100717)		1													
	74863	PULLEY, Alternator,3.25:1 ratio		1													
	74878	FAN AND BAFFLE ASSY., Alternator		1													
	75220	ALTERNATOR ASSY., 24 volt,50 amp		1													
	74816	ALTERNATOR, 24 volt,50 amp (1100718)		1													
	74863	PULLEY, Alternator,3.25:1 ratio		1													
	74878	FAN AND BAFFLE ASSY., Alternator		1													
	LW-14319*	ALTERNATOR, 24 volt,50 amp (ALT-8421)		1	1												
	LW-14361	ALTERNATOR ASSY., 24 volt,50 amp					1										
	LW-14321	ALTERNATOR, 24 volt,50 amp (ALT-8421)					1										
	LW-13347	PULLEY, Alternator,11MM					1										
	LW-10979	ALTERNATOR ASSY., 24 volt,100 amp				1	1			1	1						
	LW-10544	ALTERNATOR, 24 volt,100 amp (ALV-6403LS)				1	1			1	1						
	76421	ALTERNATOR PULLEY, Dual belt, 3.25:1 ratio				1	1			1	1						
	LW-14324*	ALTERNATOR, 24 volt,70 amp (ALU-8421)				1				1			1				
	LW-10967	ALTERNATOR ASSY.,24 volt,100 amp, 3.25:1 ratio				1											
	LW-10966	ALTERNATOR, 24 volt,100 amp. (ALV-8402-L)				1											
	76421	ALTERNATOR PULLEY, Dual belt, 3.25:1 ratio				1											
3	72696	REGULATOR, Voltage (1119656)		1													
	74292	REGULATOR, Voltage (9000591)		1													
	LW-10179	REGULATOR, Voltage (VSF-7403)	1														
4	71349	RELAY, 24 volt,one required per pair of engines		un													
	74804	RELAY, Overvoltage,24 volt (1115832)		1													
	78060	RELAY, Overvoltage,24 volt (X-17620)		1	1	1	1	1		1	1	1					
5	76026	BELT, 3.25:1 alternator drive		1	1	1	1			1			1				
	72000	BELT, 2.50:1 generator drive		1													
	74978**	BELT, Generator drive (two matched belts)		1	1	1											
	LW-10971	BELT, 3.25:1 alternator drive (two matched belts)		1	1	1		1		1	1	1					
	LW-13348	BELT, Alternator and spray pump drive					1			1	1	1					
	74519	BELT, Alternator drive,3.25:1,idler pulley adjustment														1	

* - Externally grounded alternator.

** - For Lear-Siegler 24V-90Amp 3.1:1.

NOTE

See latest edition of Avco Lycoming Service Instruction No. 1154 for complete listing of FAA approved starters, generators, alternators, regulators and relays.

LYCOMING IO-720 PARTS CATALOG

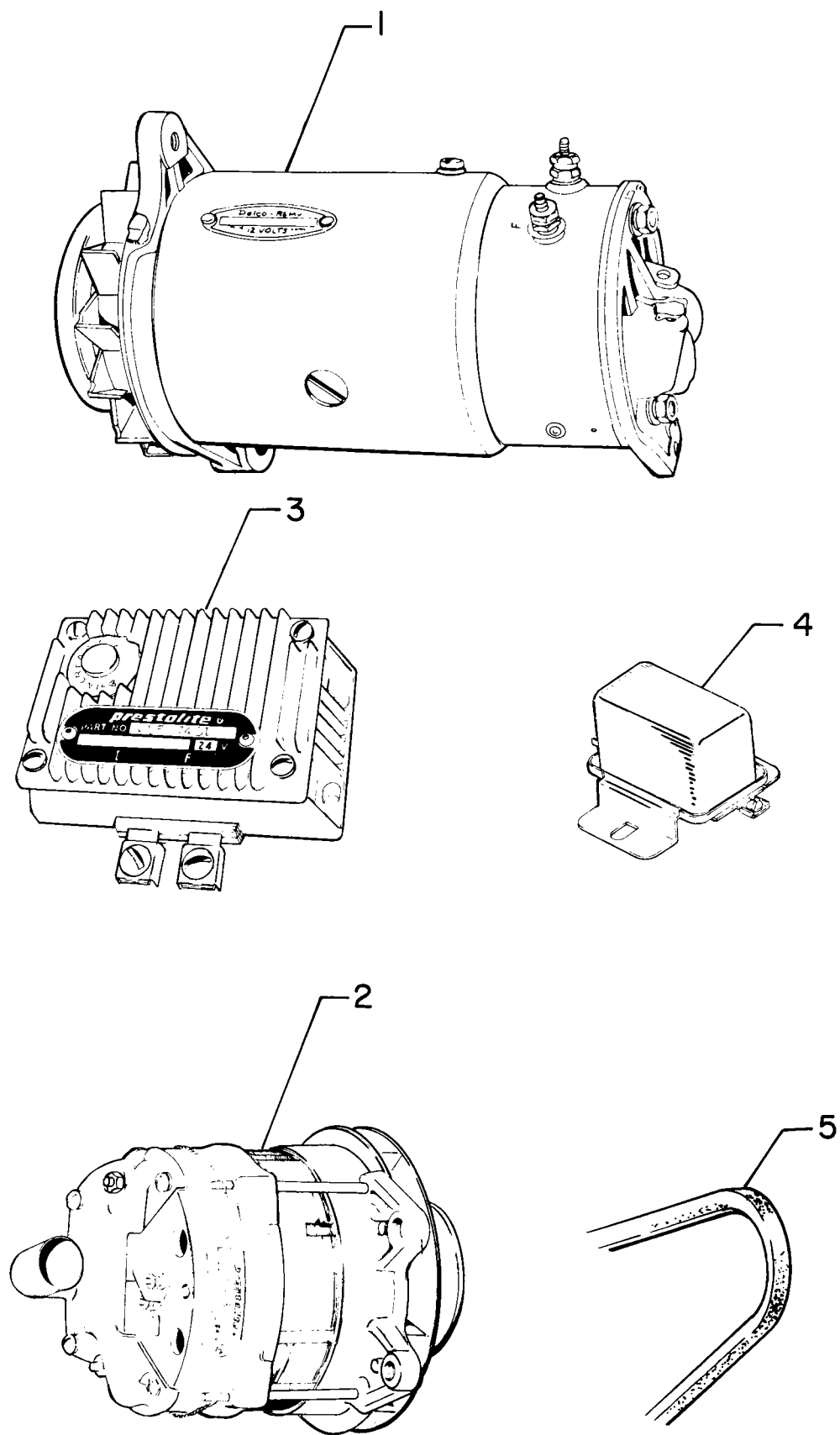


Figure 29 - Generators, Alternators, Regulators, etc.

LYCOMING IO-720 PARTS CATALOG

VENDOR ACCESSORY ALTERNATOR ASSEMBLY - PRESTOLITE

REF. NO.	PART NUMBER	DESCRIPTION	QTY. PER ENG.	MODEL USAGE
	ALV-6403LS	ALTERNATOR ASSY., 24V-100Amp,P/N LW-10979		A
	ALV-8402L	ALTERNATOR ASSY., 24V-100Amp,P/N LW-10967		B
1	ALV-2026A	ROTOR ASSEMBLY	1	
2	ALV-1012S	BRUSH SET	1	
3	ALV-1022S	SLIP RING END HEAD ASSEMBLY	1	
4	X-4087	SLIP RING END BEARING	1	
5	ALB-2003A	DRIVE END HEAD ASSEMBLY	1	
6	X-4086	DRIVE END BEARING	1	
7	ALV-2008A	STATOR ASSEMBLY	1	
8	ALV-1015	BRUSH HOLDER AND BRACKET ASSEMBLY	1	
9	AMA-19S	BRUSH SPRING SET	1	
10	ALV-1004	POS.RECTIFIER AND PLATE ASSEMBLY	1	
11	ALV-1004A	NEG.RECTIFIER AND PLATE ASSEMBLY	1	
12	ALV-1031	VENT.COVER ASSEMBLY	1	B
13	GJT-47	SLIP RING END BEARING COVER	1	
14	GR-32	SLIP RING END RETAINER	1	
16	90-2040	TERMINAL STUD PACKAGE	1	
17	MES-98S	LOCK TAB PACKAGE	1	
18	90-818	EYELET PACKAGE	1	
19	ALB-20AS	THRU BOLT PACKAGE	1	
20	XA-744AB	BEARING O-RING SEAL	1	
21	90-33	NUT AND WASHER PACKAGE	1	
22	ALB-21	ROTOR SHAFT SPACER	1	
23	PU-1609A	VENT FAN	1	
24	VSF-7403S	REGULATOR	1	

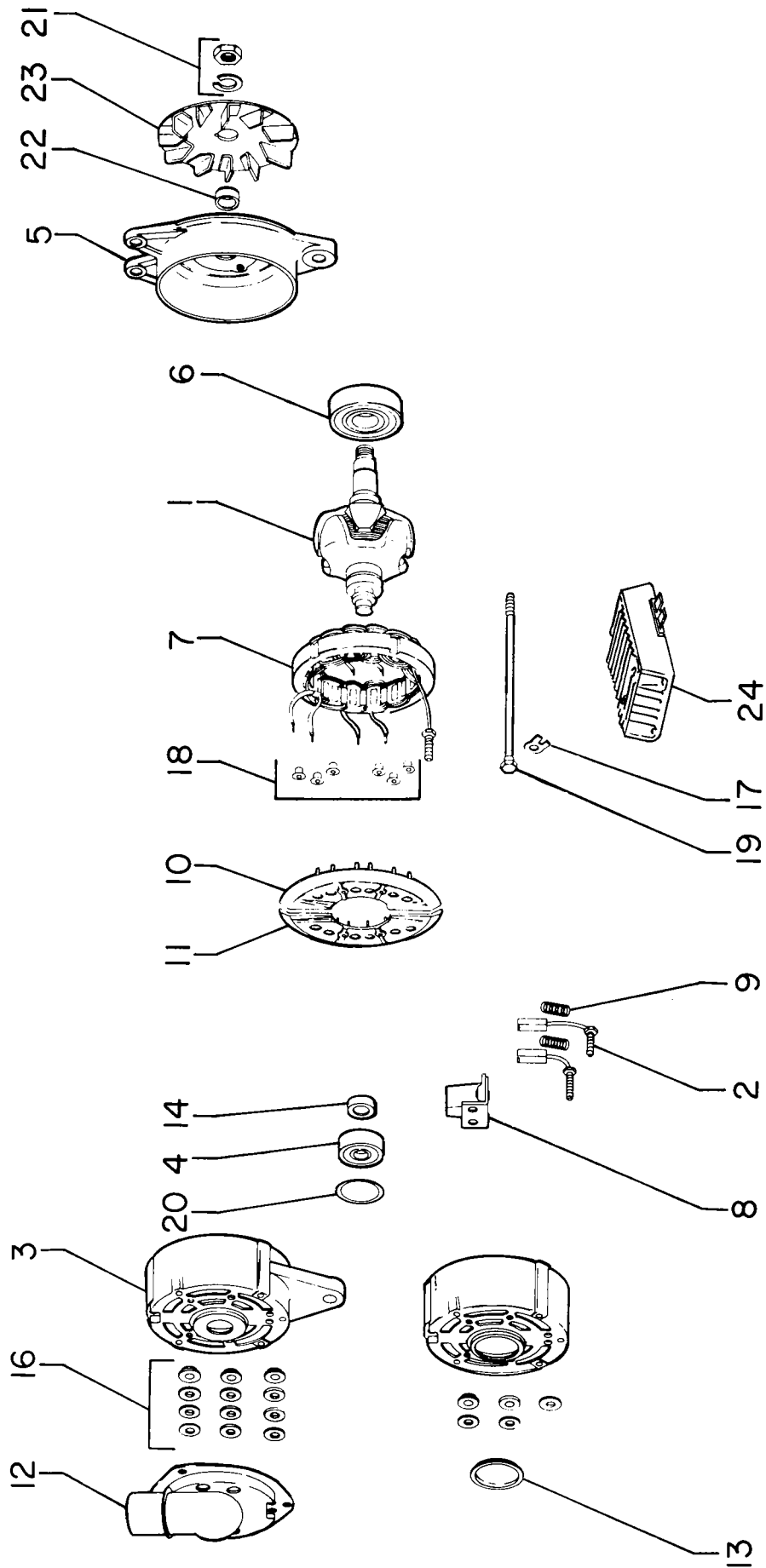


Figure 30 - Alternator ALV-6403LS, ALV-8402-L

LYCOMING IO-720 PARTS CATALOG

VENDOR ACCESSORY ALTERNATOR ASSEMBLY - PRESTOLITE

REF. NO.	PART NUMBER	DESCRIPTION	QTY. PER ENG.	MODEL USAGE
		1 2 3 4 5		
	ALT-8404	ALTERNATOR ASSY., 24V-50Amp,P/N LW-14319		A
	ALT-8404LS	ALTERNATOR ASSY., 24V-50Amp,P/N LW-14361		B
1	90-2397*	ROTOR ASSEMBLY;	1	
3	ALU-1045BS**	BRUSH HOLDER AND SPRING ASSEMBLY	1	
4	90-2397*	SLIP RING END HEAD ASSEMBLY	1	
5	90-2014*	SLIP RING END BEARING AND SEAL PKG.	1	
6	ALE-1003K	DRIVE END HEAD ASSEMBLY	1	
7	X-3416	DRIVE END BEARING	1	
8	ALE-2008AA	STATOR ASSEMBLY	1	
9	ALE-1054A	POS.RECTIFIER AND PLATE ASSEMBLY	1	
10	XA-944JS	NEG.RECTIFIER (Pkg.of 3)	1	
11	90-2030	TERMINAL STUD PACKAGE	1	
12	GR-32	DRIVE END RETAINER	1	
13	ALA-20GS	THRU STUD PACKAGE	1	
14	90-818	EYELET PACKAGE	1	
15	ALU-1062A	SLIP RING END COVER	1	
16	90-33	NUT AND WASHER PACKAGE	1	
17	ALD-21	ROTOR SHAFT SPACER	1	
18	90-2241	VENT FAN (2 piece)	1	
19	PU-672A	DRIVE PULLEY	1	A

* - S.R.E. Head & Rotor Pkg. Complete package must be used at time of first repair. Individual components may be replaced thereafter.

** - ALE-1013AS Captive Brush & Spring Set also individually available for units already having this design. Earlier units must replace the Complete Brush Holder Assy. If Brushes or Springs are required.

* - Bearing & Seal Pkg. also included with Rotor & Slip Ring End Head Assy.

* - Contents of S.R.E. Head & Rotor Pkg.

S.R.E. Head & Rotor Pkg.	90-2397	90-2398
Bearing Pkg.	90-2014	90-2014
Head Assy.,S.R.E.	ALK-1132AS-1	ALE-1142AAS-1
Rotor	ALU-2128S-1	ALU-2138S-1

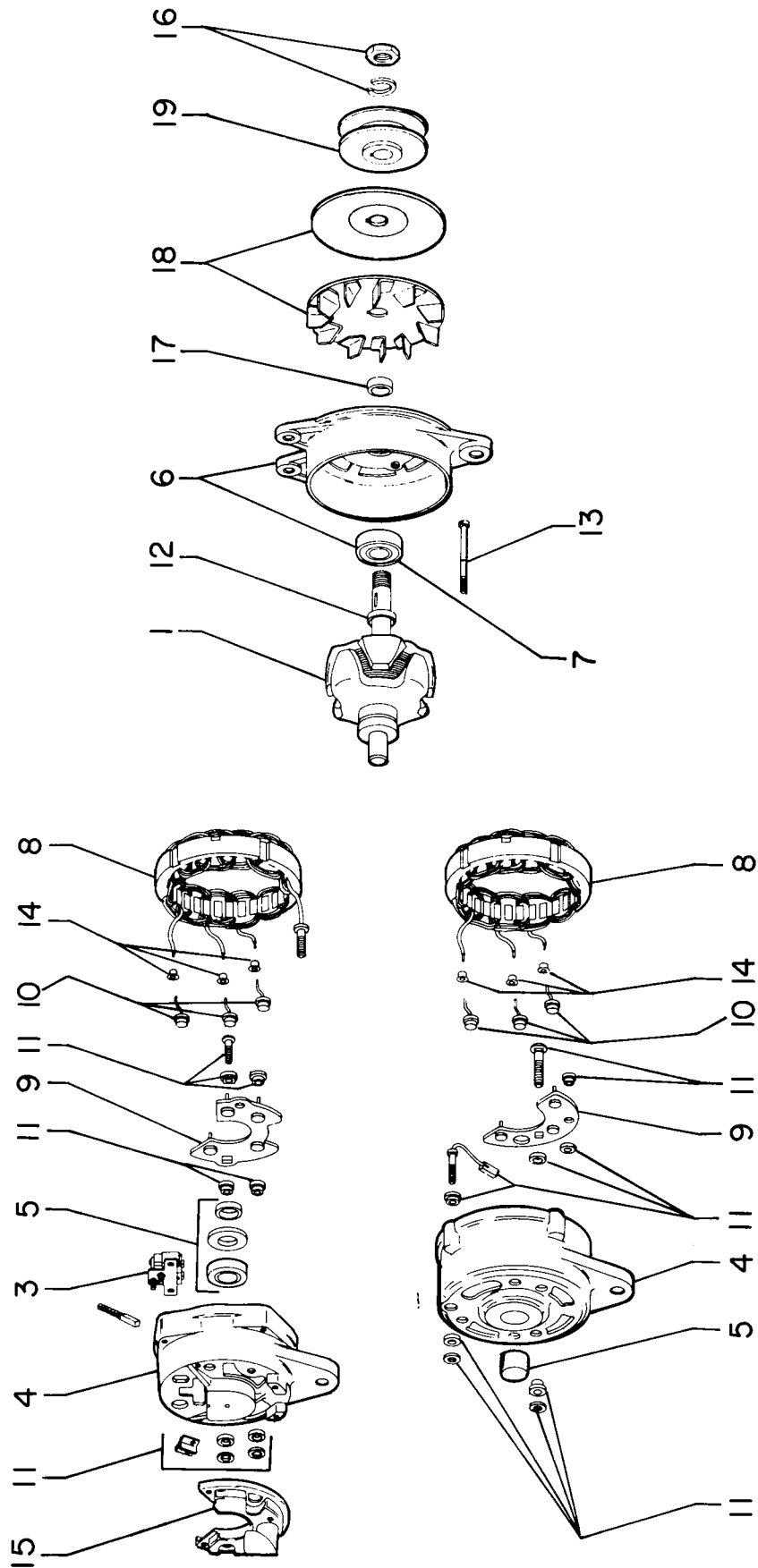


Figure 31 - Alternator ALT-8404, ALT-8404LS

LYCOMING IO-720 PARTS CATALOG

VENDOR ACCESSORY ALTERNATOR ASSEMBLY - PRESTOLITE

REF. NO. 32	PART NUMBER	1 2 3 4 5	DESCRIPTION	QTY. PER ENG.	MODEL USAGE
	ALU-8421		ALTERNATOR ASSY., 24V-70Amp,P/N LW-14324		
1	ALU-2128S-1		ROTOR ASSEMBLY	1	
2	ALE-1013AS		BRUSH SET	1	
3	ALU-1045BS		BRUSH HOLDER AND SPRING ASSEMBLY	1	
4	ALK-1132AS-1		SLIP RING END HEAD ASSEMBLY	1	
5	90-2014*		SLIP RING END BEARING AND SEAL PACKAGE	1	
6	ALE-1003K		DRIVE END HEAD ASSEMBLY	1	
7	X-3416		DRIVE END BEARING	1	
8	ALE-2008AB		STATOR ASSEMBLY	1	
9	ALE-1054A		POSITIVE RECTIFIER AND PLATE ASSEMBLY	1	
10	XA-944JS		NEGATIVE RECTIFIER PACKAGE	1	
11	90-2030		TERMINAL STUD PACKAGE	1	
12	ALU-1062A		SLIP RING END COVER	1	
13	GR-32		DRIVE END RETAINER	1	
14	ALA-20GS		THRU BOLT PACKAGE	1	
15	90-818		EYELET PACKAGE	1	
16	90-33		NUT AND WASHER PACKAGE	1	
17	ALD-21		ROTOR SHAFT SPACER	1	
18	90-2241		VENT FAN (2 piece)	1	
19	PU-672A		DRIVE PULLEY	1	
20	VSF-7403S		REGULATOR	1	

LYCOMING IO-720 PARTS CATALOG

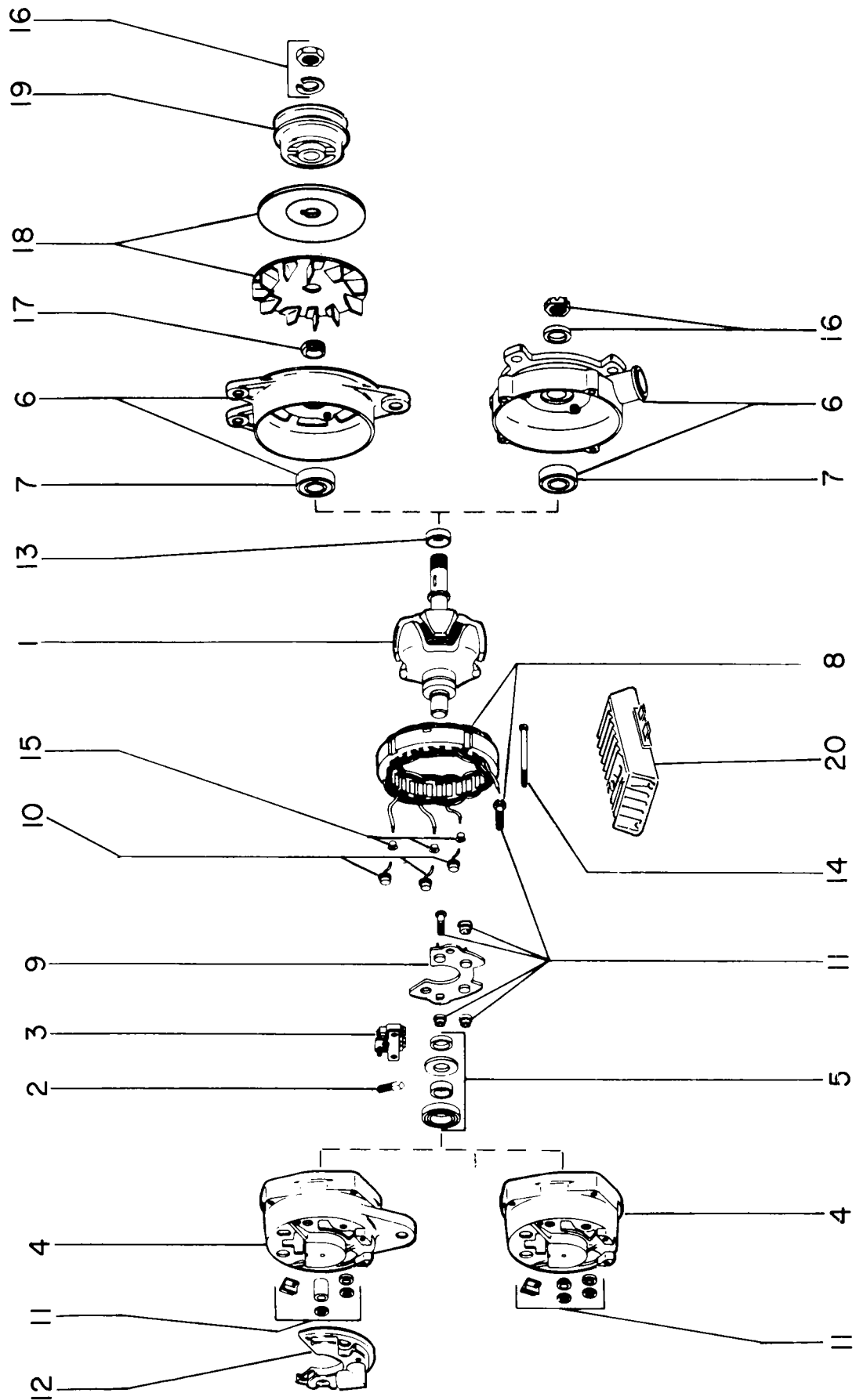


Figure 32 - Alternator ALU-8421

LYCOMING IO-720 PARTS CATALOG

VENDOR ACCESSORY ALTERNATOR ASSEMBLY - DELCO-REMY

REF. NO.	PART NUMBER	DESCRIPTION	QTY. PER ENG.	MODEL USAGE
		1 2 3 4 5		
	1100717	ALTERNATOR ASSY., 12V-70Amp,P/N 74880		A
	1100718	ALTERNATOR ASSY., 12V-50Amp,P/N 74816		B
1	1964858*	FRAME, Slip ring end and heat sink assembly	1	
2	1964512	ROTOR ASSEMBLY	1	A
	1964221	ROTOR ASSEMBLY	1	B
3	1961531**	STATOR ASSEMBLY	1	A
	1959531	STATOR ASSEMBLY	1	B
4	1959917	FRAME, Drive end	1	
6	1964354	DIODE	1	
7	1964353	DIODE	1	
8	1965276	BRUSH HOLDER AND BRUSH ASSEMBLY	1	
10	1964117	SPRING, Brush	1	
11	7451326	BEARING, Slip ring end	1	
12	905920	BEARING, Drive end	1	
14	1959832	TERMINAL PACKAGE, Battery	1	
15	1959833	TERMINAL PACKAGE, Ground	1	
17	1959834	TERMINAL PACKAGE, Diode junction	1	
18	1963213	BEARING RETAINER ASSEMBLY	1	
20	1953211	COLLAR, Inside	1	
25	9419392	LOCKWASHER, Capacitor terminal screw	1	
26	9419392	LOCKWASHER, Diode junction terminal	1	
27	1941978	LOCKWASHER, Shaft nut,drive end	1	
28	9418854	NUT, Diode junction terminal	1	
29	1915172	NUT, Shaft,drive end	1	
30	1961526	SCREW, Ball Bearing retainer attaching	1	
31	1961530	SCREW, Brush holder attaching	1	
32	9418855	SCREW, Capacitor terminal	1	
	1959523	WASHER, Insulating capacitor screw	1	
33	815540	WASHER, Plain,capacitor term.screw	1	
	9419392	WASHER, Brush holder attaching screw	1	
34	1961521	BOLT, Thru,2-1/8 in.long	1	
34	1961522	BOLT, Thru,3-13/32 in.long	1	
35	1959455	CAPACITOR	1	
36	1959532	CLIP, Stator lead terminal	1	
	1952241	COLLECTOR AND SPRING ASSY., Drive end	1	
39	1959790	RETAINER AND FELT, Slip ring end	1	
	1952244	RING, Collector,drive end	1	
	1961523	SPACER, Drive end	1	
40	1960750	SPRING CAPACITOR RETAINING	1	

* - Includes figure reference numbers 1-6-7-11-17-26-28-39-40.

** - Includes figure reference number 36.

NOTE

All parts not figure referenced are not available for service.

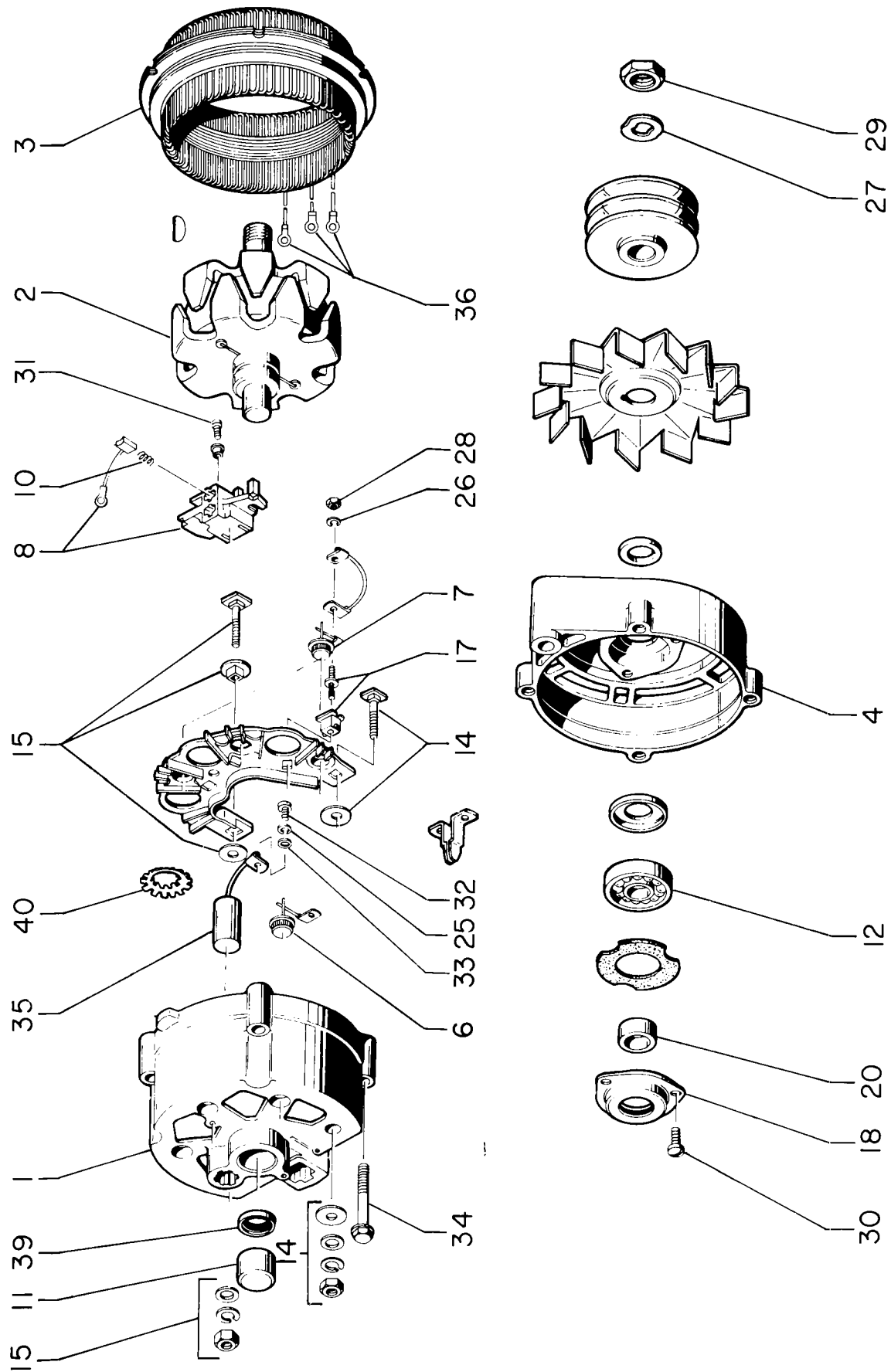


Figure 33 - Alternator 1100717

LYCOMING IO-720 PARTS CATALOG

VENDOR ACCESSORY GENERATOR ASSEMBLY - DELCO-REMY

REF. NO.	PART NUMBER	DESCRIPTION	QTY. PER ENG.	MODEL USAGE
		1 2 3 4 5		
	1105055	GENERATOR ASSEMBLY, P/N 72695,24V-50Amp		
1	1952240	ARMATURE	1	
2	1952237	FIELD COIL, Right hand	1	
3	1952238	FIELD COIL, Left hand	1	
4	1952232	FRAME, Commutator end	1	
5	1945101	FRAME, Drive end	1	
6	900529	BALL BEARING OR BRUSH, Commutator end	1	
7	900529	BALL BEARING, Drive end	1	
9	1906931	BRUSH	2	
10	1908829	SPRING, Brush	2	
11	1944373	ARM, Brush	2	
13	1908843	PULLEY	1	
16	1952245	PLATE, Bearing retainer,drive end	1	
19	1858749	TERMINAL STUD	1	
20	1886685	THRU BOLT	2	
21	1918004	SHOE, Pole	2	
22	1962896	BAND, Cover	1	
23	1962276	LOCKWASHER, Ball brg.retainer plate screw	3	
24	1914816	LOCKWASHER, Brush lead attaching screw	2	
28	1914579	LOCKWASHER, Terminal stud	4	
29	9421424	LOCKWASHER, Thru bolt	2	
	453433	NUT, Cover band attaching	1	
31	1935548	NUT, Shaft drive end	1	
32	121743	NUT, Terminal stud	4	
33	5017850	SCREW, Ball bearing retainer plate,comm.end	3	
34	453460	SCREW, Brush lead attaching	2	
	132923	SCREW, Cover band attaching	1	
37	1914570	SCREW, Pole shoe	2	
39	1857412	WASHER, Brush arm space	2	
	1838472	WASHER, Space,inside - drive end	2	
42	1858753	WASHER, Terminal stud,insulation	2	
43	826319	WASHER, Terminal stud,plain	2	
		BUSHING, Insulation,terminal (inside)*	1	
	1929959	CLAMP, Bearing retainer	1	
44	1914198	COLLAR, Space,outside drive end	1	
	1952241	COLLECTOR, Spring drive end	1	
	1952244	COLLECTOR, Ring drive end	1	
52	200362	TERMINAL CLIP TO BRUSH	1	
53	124545	KEY, Woodruff,drive end	1	

* - Included with P/N 1858749.

NOTE 1

All parts not preceded by a figure reference number, are not illustrated.

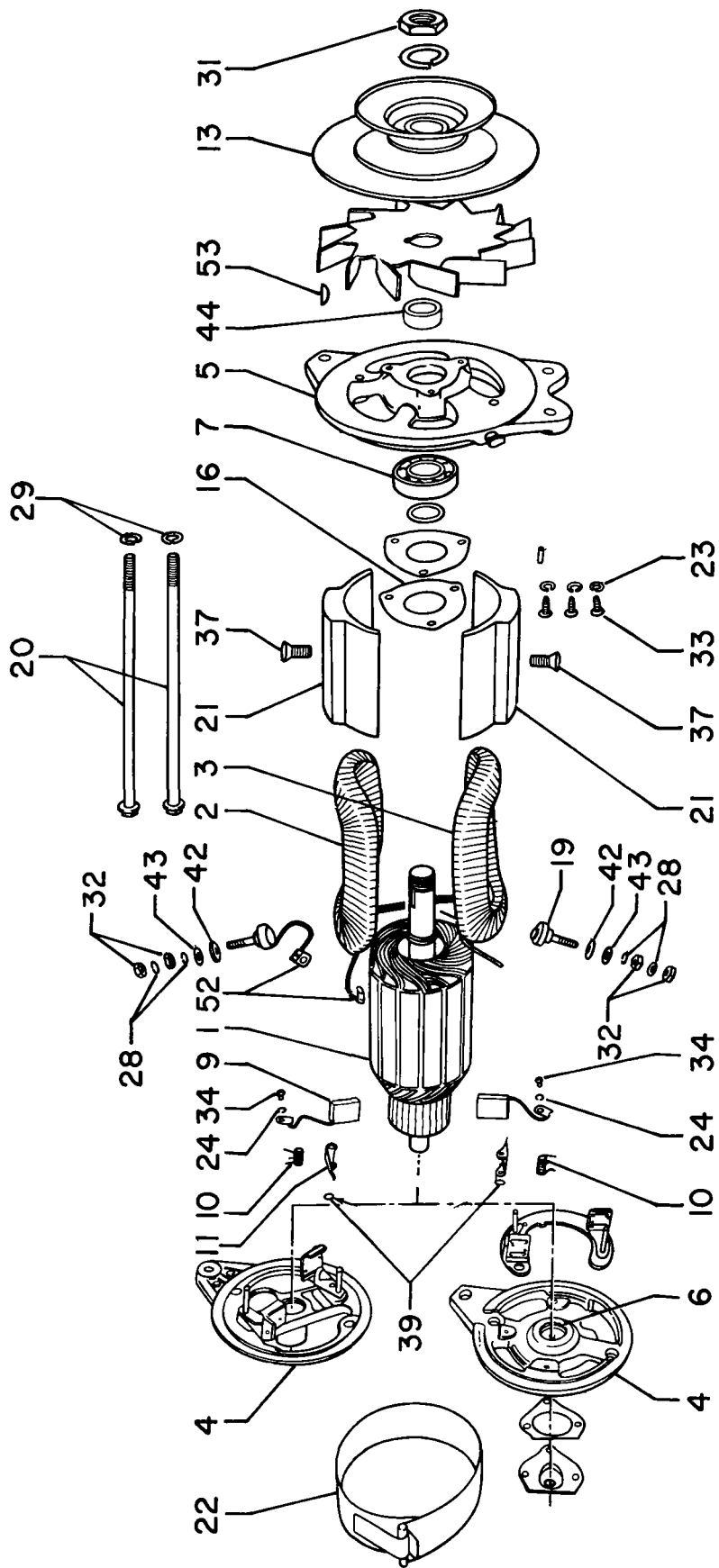


Figure 34 - Generator Assembly - Delco-Remy

LYCOMING IO-720 PARTS CATALOG

ELECTRICAL COMPONENTS ALTERNATOR MOUNTING AND ATTACHING PARTS, LINK ADJUSTING

FIG. REF.	PART NUMBER	DESCRIPTION	ON ALL	QUANTITY PER ASSEMBLY																	
				STD. CYL. FLANGE					WIDE CYL. FLANGE				/								
				A/A	A/B	B/B	C/B	D/B	A/B	B/B	B/D	D/B	/	/							
1	LW-14291*	BRACKET, Crankcase support																			
2	LW-13039*+	BRACKET, Alternator																			
	74324**	BRACKET, Alternator																			
3	73383	LOCKPLATE, 5/16 bolt,1.00 spacing																			
4	STD-1838+	BOLT, 5/16-18 x 15/16 long,hex.hd.																			
	STD-2156*	BOLT, 5/16-18 x 1-5/32 long,hex.hd.																			
	STD-1926**	BOLT, 5/16-18 x 43/64 long,hex.hd.																			
5	STD-35*	WASHER, 5/16 plain																			
6	STD-475*	WASHER, 5/16 lock,internal teeth																			
7	STD-1838*	BOLT, 5/16-18 x 15/16 long,hex.hd.																			
8	75380	LINK, Alternator adjusting																			
	74325†	LINK, Alternator adjusting																			
9	STD-35	WASHER, Plain																			
10	STD-1817	BOLT, 5/16-18 x 3/4 long,hex.hd. drilled																			
11	STD-1727	WASHER, Plain																			
12	STD-1817	BOLT, 5/16-18 x 3/4 long,hex.hd., drilled																			
13	LW-14720	STRUT, Alternator support																			
	74323	STRUT, Alternator support																			
14	STD-1817	BOLT, 5/16-18 x 3/4 long,hex.hd., drilled																			
15	STD-33†	WASHER, 3/8 plain																			
16	AN6-32†	BOLT, 3/8-24 x 3-21/64 long,hex.hd., drilled end																			
17	STD-33†	WASHER, 3/8 plain																			
18	STD-872†	NUT, 3/8-24 slotted																			
19	STD-713†	PIN, Cotter																			
20	76534†	SHIM, 1-1/8 OD x 13/32 ID x .005 thick																			
21	AN6-14	BOLT, 3/8-24 x 1-37/64 long,hex.hd., drilled head																			
22	STD-690	WASHER, 13/16 OD x 25/64 ID x 1/16 thick																			
23	STD-872	NUT, 3/8-24 slotted																			
24	STD-713	PIN, Cotter 3/64 dia.x 3/4 long																			
25	76534	SHIM, 1-1/8 OD x 13/32 ID x .005 thick																			
26	STD-690	WASHER, 13/16 OD x 25/64 ID x 1/16 thick																			
27	STD-872	NUT, 3/8-24 slotted																			
28	STD-713	PIN, Cotter,3/64 dia.x 3/4 long																			
29	AN6-16	BOLT, 3/8-24 x 1-53/64 long, hex hd., drilled end																			

* - LW-14291 crankcase support bracket and attaching parts.

** - 74324 alternator bracket and attaching bolts.

+ - LW-13039 alternator bracket and attaching bolts.

† - For 12V-70Amp. alternator.

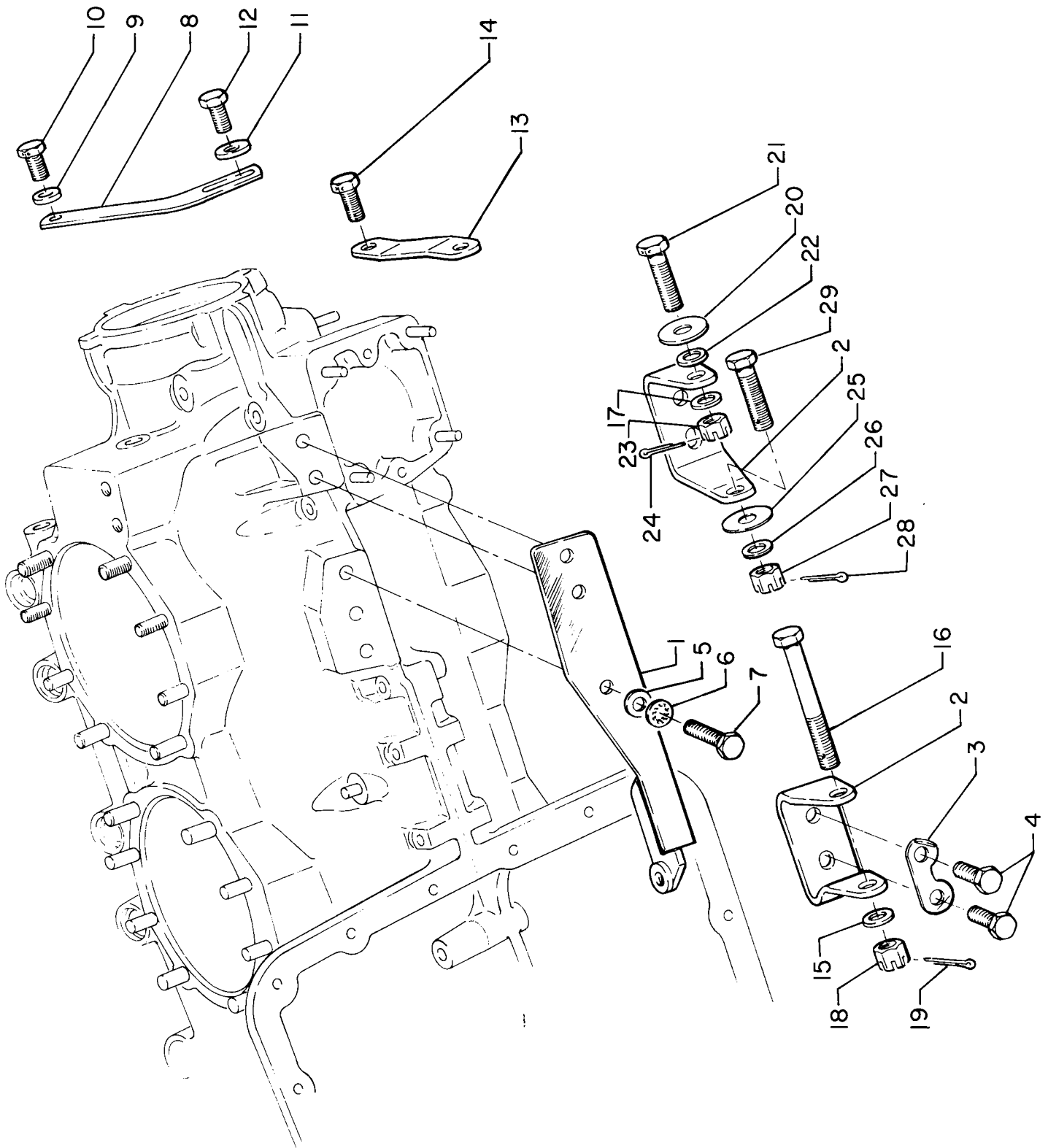


Figure 35 - Alternator Mounting Link Adjusting
5-14

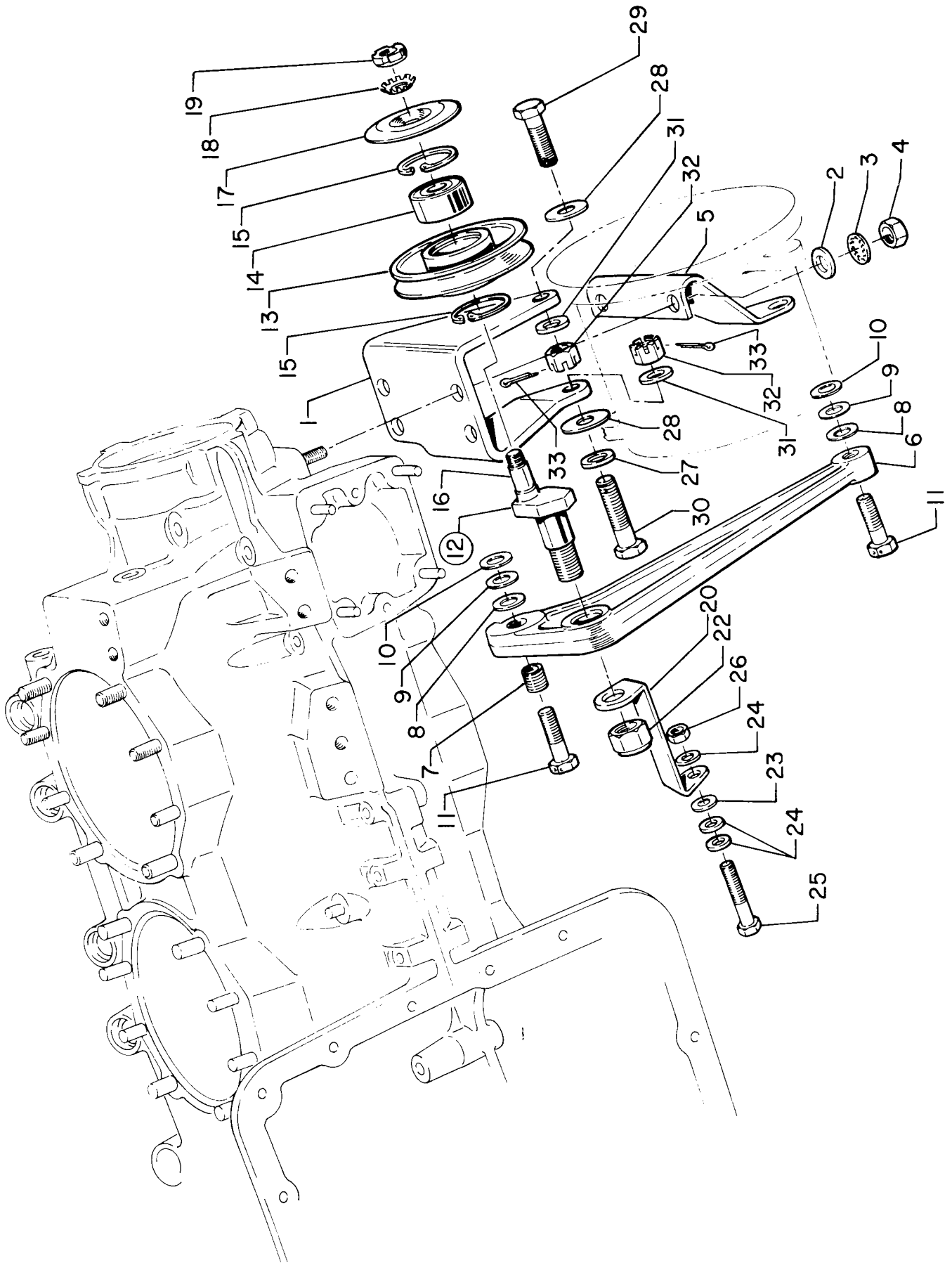


Figure 37 - Alternator Mounting Freon Compressor

LYCOMING IO-720 PARTS CATALOG

ELECTRICAL COMPONENTS GENERATOR MOUNTING AND ATTACHING PARTS

FIG. REF.	PART NUMBER	DESCRIPTION	ON ALL	QUANTITY PER ASSEMBLY																		
				STD. CYL. FLANGE						WIDE CYL. FLANGE												
				A1A	B1B	C1B	D1B	A1B	B1B	C1B	D1B											
38																						
1	70419	BRACKET, Generator			2		2															
2	STD-1926	BOLT, 5/16-18 x 43/64 long,hex.hd.			4		4															
3	73383	LOCKPLATE, 5/16 bolt x 1.00 spacing			2		2															
4	76028	LINK, Generator adjusting			1		1															
5	STD-35	WASHER, 5/16 plain			1		1															
6	STD-1817	BOLT, 5/16-18 x 3/4 long,hex.hd., dr.hd.			1		1															
7	STD-1851	BOLT, 5/16-18 x 1-5/32 long,dr.end			2		2															
8	STD-35	WASHER, 5/16 plain			un		un															
9	STD-1420	NUT, 5/16-18 slotted			2		2															
10	STD-68	PIN, Cotter			2		2															
11	STD-1727	WASHER, Plain,3/4 OD x 11/32 ID x 1/8 thick			1		1															
12	STD-1817	BOLT, 5/16-18 x 3/4 long,hex.hd., dr.hd.			1		1															

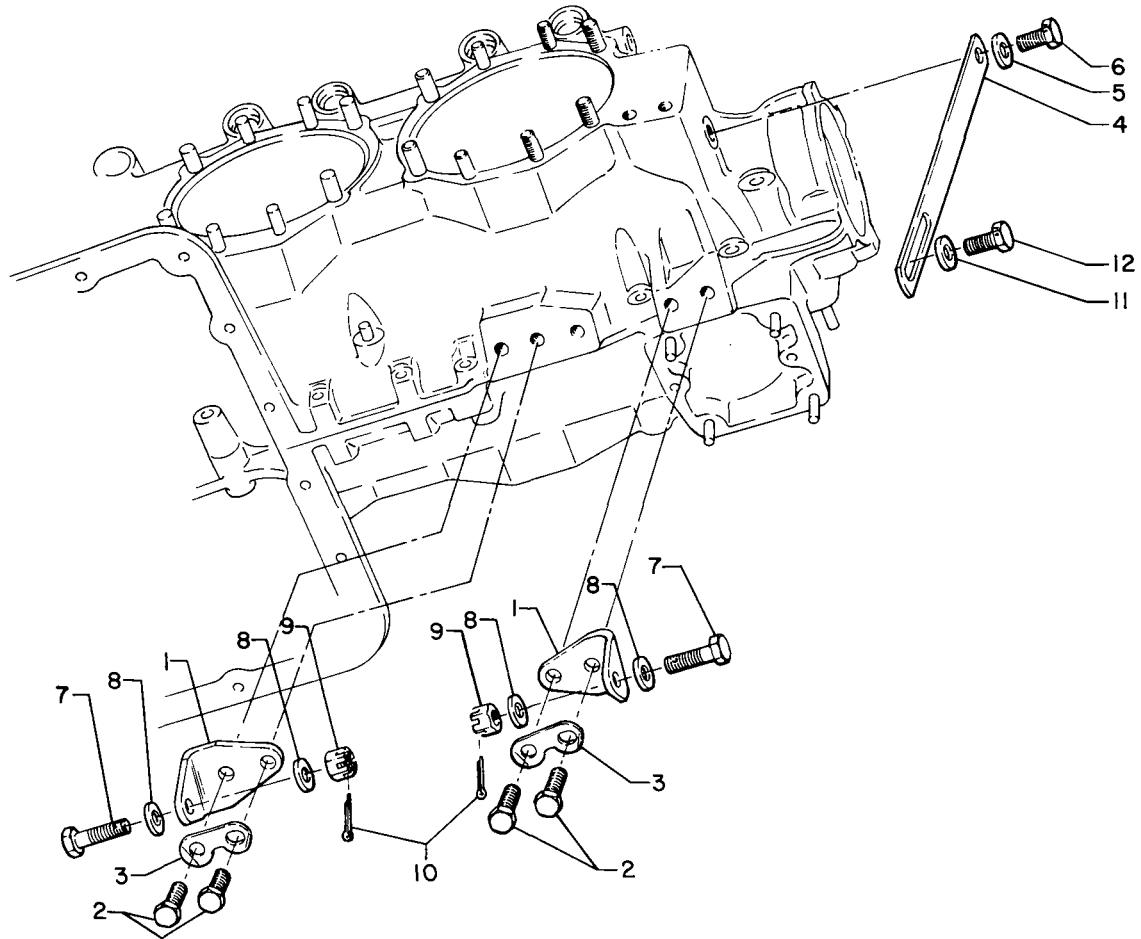


Figure 38
5-19

LYCOMING IO-720 PARTS CATALOG

ELECTRICAL COMPONENTS STARTER MOTOR AND ATTACHING PARTS

FIG. REF.	PART NUMBER	DESCRIPTION	ON ALL	QUANTITY PER ASSEMBLY													
				STD. CYL. FLANGE				WIDE CYL. FLANGE									
				A1A	B1B	C1B	D1B	A1B	B1B	B1BD	D1B						
1	72279	STARTER, 12 volt 3:1 internal reduction (1113471)		1													
	77879	STARTER, 24 volt 3.38:1 internal reduction (MHJ-4004)	1														
	LW-12787*	STARTER, 24 volt 3.38:1 internal reduction (MHJ-4005)				1											
	LW-12085	SWITCH, Magnetic, 24 volt (SAZ-4401C-1)		1	1	1	1	1		1		1	1				
	STD-35	WASHER, 5/16 plain	4														
	STD-475	WASHER, 5/16 lock, internal teeth	4														
	STD-1410	NUT, 5/16 plain	4														

* - For use with York Freon Compressor.

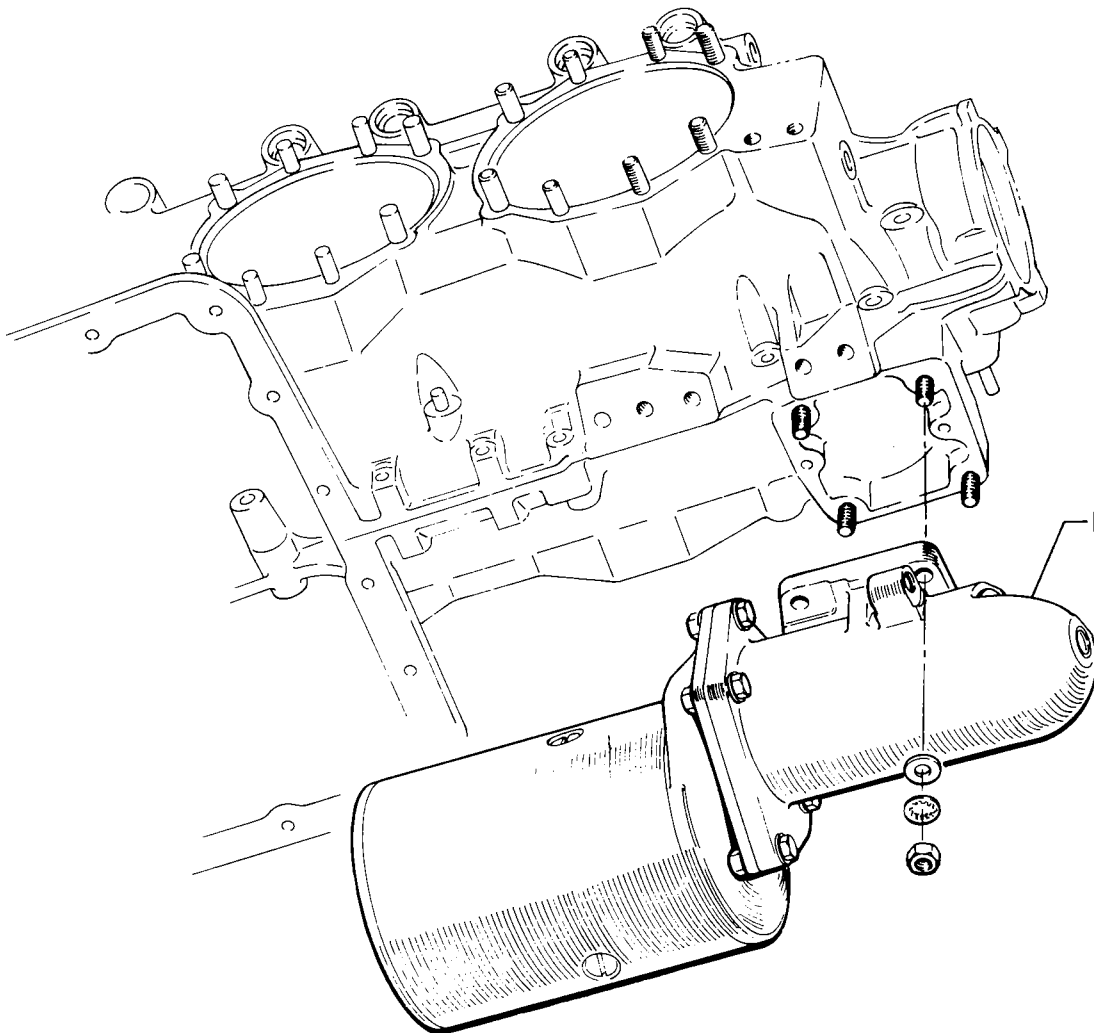


Figure 39

LYCOMING IO-720 PARTS CATALOG

VENDOR ACCESSORY STARTING MOTOR - PRESTOLITE

REF. NO.	PART NUMBER	1 2 3 4 5	DESCRIPTION	QTY. PER ENG.	MODEL USAGE
	MHJ-4004		STARTING MOTOR ASSY., 24 Volt,P/N 77879		
	MHJ-4005		STARTING MOTOR ASSY., 24 Volt,P/N LW-12787		
1	MHJ-3151		ARMATURE	1	
2	MDZ-2012CS		BRUSH SET	1	
3	MEX-3031		FRAME AND FIELD ASSEMBLY	1	
4	MDL-1002		COMMUTATOR END HEAD ASSEMBLY	1	
5	PS-1455		PINION HOUSING	1	
6	MHJ-36		DRIVE END BEARING	1	
7	EBB-124A		BENDIX DRIVE	1	
8	90-2139		BENDIX PIN PACKAGE	1	
9	MDL-164GS		BRUSH PLATE ASSEMBLY	1	
10	MZ-19S		BRUSH SPRING SET	1	
11	90-842		TERMINAL STUD PACKAGE	1	
13	GJ-20S		THRU BOLT PACKAGE	1	
14	90-2232		THRUST WASHER PACKAGE	1	
15	MZ-396		GEAR	1	
16	MHJ-1045		GEAR HOUSING ASSEMBLY	1	
17	XA-997		NEEDLE BEARING, 1/2 ID	1	
	XA-998		NEEDLE BEARING, 13/16 ID	1	
18	MZ-393		RETAINER PLATE	1	
19	MHJ-44		BENDIX DRIVE SHAFT	1	

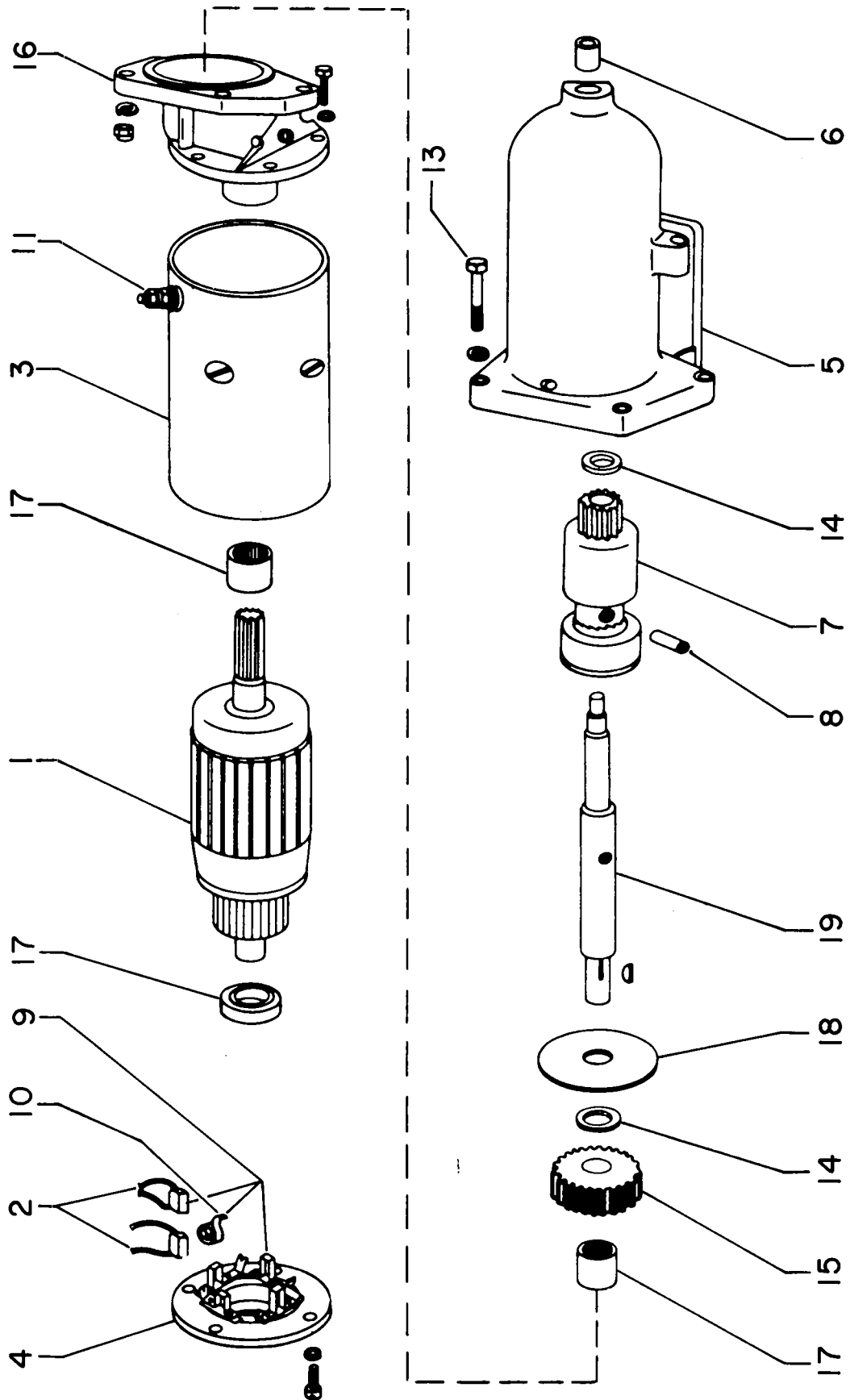


Figure 40 - Starting Motor - Prestolite
5-22

LYCOMING IO-720 PARTS CATALOG

VENDOR ACCESSORY STARTING MOTOR ASSEMBLY - DELCO-REMY

REF. NO.	PART NUMBER	DESCRIPTION	QTY. PER ENG.	MODEL USAGE
	1113471	STARTING MOTOR ASSY., 3:1 internal reduction, 12 volt,P/N 72279		
1	1956350*	FRAME, Commutator end	1	
2	1956355	ARMATURE	1	
3	1945612**	FIELD COIL, Upper	1	
5	1956347	HOUSING, Gear	1	
6	1955884	GEAR	1	
7	1956342	SHAFT	1	
8	1956343+	DRIVE ASSEMBLY	1	
9	1956344	HOUSING, Drive	1	
10	1838989	PLATE, Housing cover	1	
12	1906987	BRUSH	4	
13	1926617	HOLDER, Brush,ground	4	
	1950546	HOLDER, Brush,insulated	4	
14	1945620	SPRING, Brush	4	
16	1930694	LEAD, Brush,ground	2	
23	1945626	STUD, Terminal	1	
24	812201	BOLT, Thru	2	
	453435	LOCKWASHER, Brush support	2	
28	9421423	LOCKWASHER, Drive housing screw	4	
32	138489	LOCKWASHER, Terminal stud	2	
33	9421424	LOCKWASHER, Thru bolt	2	
	120361	NUT, Brush support	2	
	120375	NUT, Drive housing screw	4	
36	134566	NUT, Terminal stud (1/4 in.thick)	1	
37	805258	NUT, Terminal stud (5/32 in.thick)	1	
39	1959514	SCREW, Brush attaching	4	
	445639	SCREW, Brush support	2	
42	1915145	SCREW, Drive housing attaching	2	
43	1913960	SCREW, Pole shoe	4	
	1857729	WASHER, Drive housing screw	2	
	809815	WASHER, Spacer,between gear and drive	1	
50	813134	WASHER, Felt,between gear and drive	1	
51	805676	WASHER, Spacer commutator end	1	
54	1950029	WASHER, Insulation,term.stud (7/8 in.OD)	4	
57	805790	WASHER, Plain,terminal stud	4	
	1853917	WASHER, Thrust,drive end	4	

* - Commutator end frame includes, where applicable, brush pins, oiler, wick, dowel, pin, expansion plug and bushing.

** - Coil assembly (4 coils) with terminal stud.

+ - Service by complete replacement.

NOTE

In some cases, part numbers not figure referenced, are not individually illustrated.

LYCOMING IO-720 PARTS CATALOG

VENDOR ACCESSORY STARTING MOTOR ASSEMBLY - DELCO-REMY

REF. NO.	PART NUMBER	1 2 3 4 5	DESCRIPTION	QTY. PER ENG.	MODEL USAGE
	907186		BEARING, Ball,commutator end	1	
	906885		BEARING, Ball,drive end	1	
	148429		BEARING, Drive shaft	1	
	1945923		BRUSH, Support package	1	
61	1956345		BUSHING, Drive end	1	
	1949334		CLAMP, Ball bearing,commutator end	1	
	1955850		CLAMP, Ball bearing,drive end	1	
	1914873		INSULATOR, Field coil	1	
	1938058		PIN, Brush holder	1	
	809593		PIN, Dowel,drive end	1	
	118831		PLUG, 1/8 in.pipe,gear housing	1	
	453465		PLUG, 1/8 in.pipe,gear housing	1	
	1951514		RING, Ball bearing retainer,commutator end	1	
73	1931784		SHOE, Pole	4	
	809817		THROWER, Oil	1	
76	124549		WOODRUFF KEY, Reduction gear	1	
77	124546		WOODRUFF KEY	1	

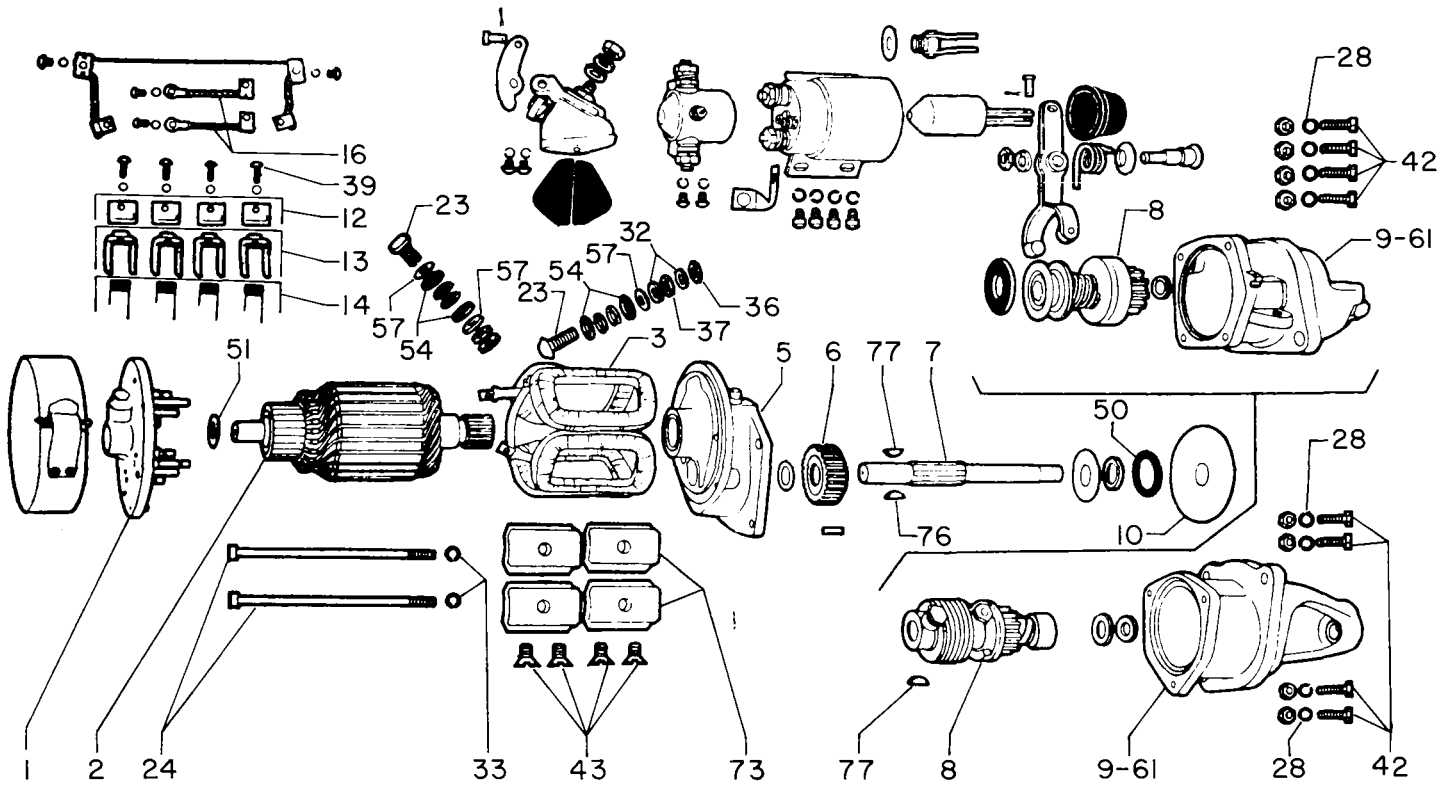


Figure 41
5-24

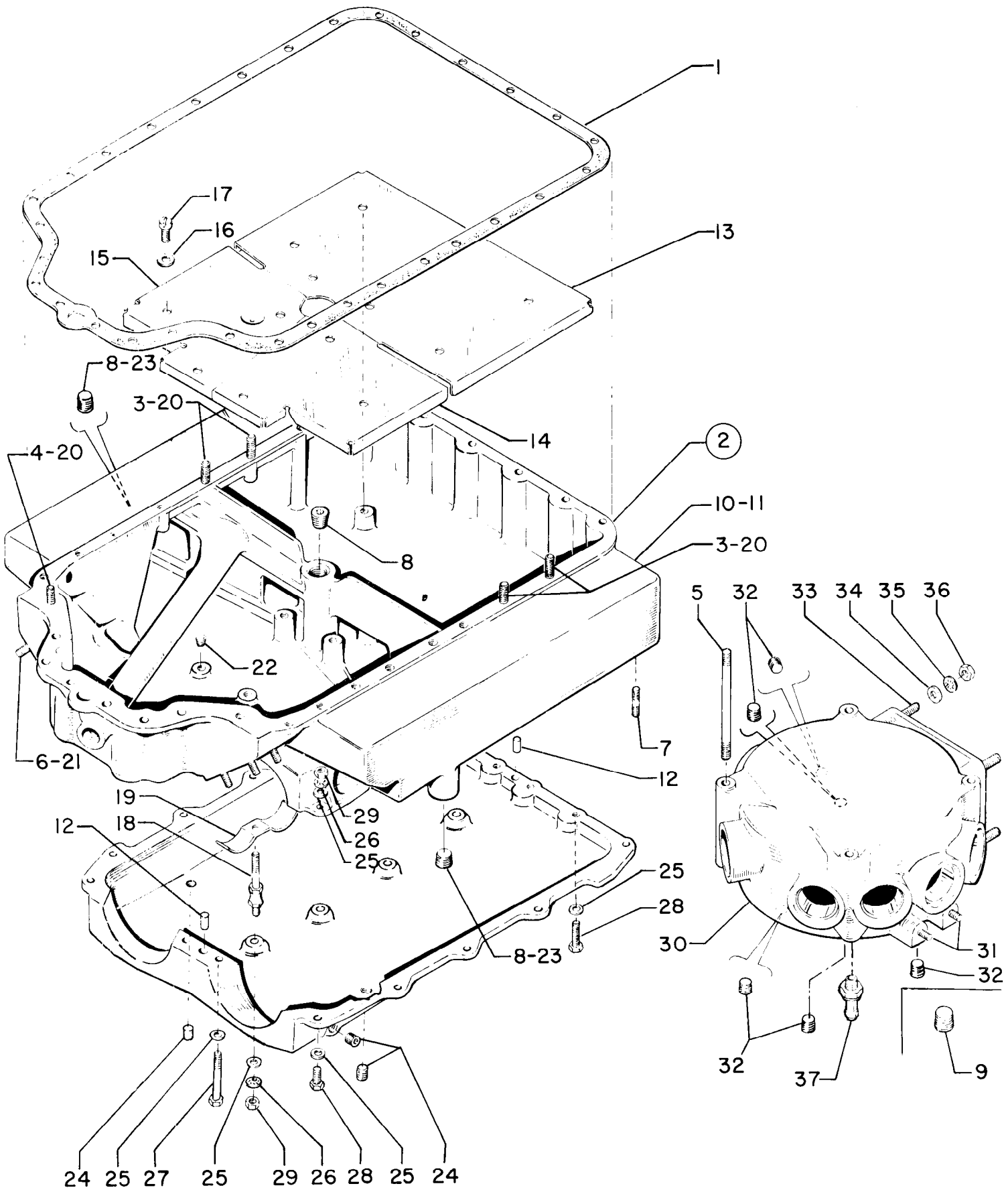


Figure 42 - Oil Sump and Induction Housing

LYCOMING IO-720 PARTS CATALOG

OIL SUMP AND INDUCTION SYSTEM OIL SUCTION SCREEN, NAMEPLATE, AND SUMP ATTACHING PARTS

FIG. REF.	PART NUMBER	DESCRIPTION	ON ALL	QUANTITY PER ASSEMBLY												
				STD. CYL. FLANGE				WIDE CYL. FLANGE								
				A1A	A1B	B1B	D1B	A1B	B1B	B1D	D1B					
43																
1	STD-1419	BOLT, 1/4-20 x 1-1/8 long,hex.hd.	8													
2	STD-1688	BOLT, 1/4-20 x 1.00 long,hex.hd.	6													
3	STD-8	WASHER, 1/4 plain	35													
4	STD-160	WASHER, 1/4 lock internal lock	31													
5	STD-1411	NUT, 1/4-20 plain	24													
6	STD-551	PLUG, 1/2-14 NPT,sq.hd.driller	2													
7	60422	SCREEN, Oil suction	1													
8	STD-111	GASKET, 1.00 ID x 1-1/4 OD x 3/32 annular	1													
9	LW-12545	PLUG, 1.00 x 20 x 5/8,hex.hd.	1													
10	61548	NAMEPLATE	1													
11	STD-1901	DRIVE STUD, No.4 x 3/16 long,round head	4													

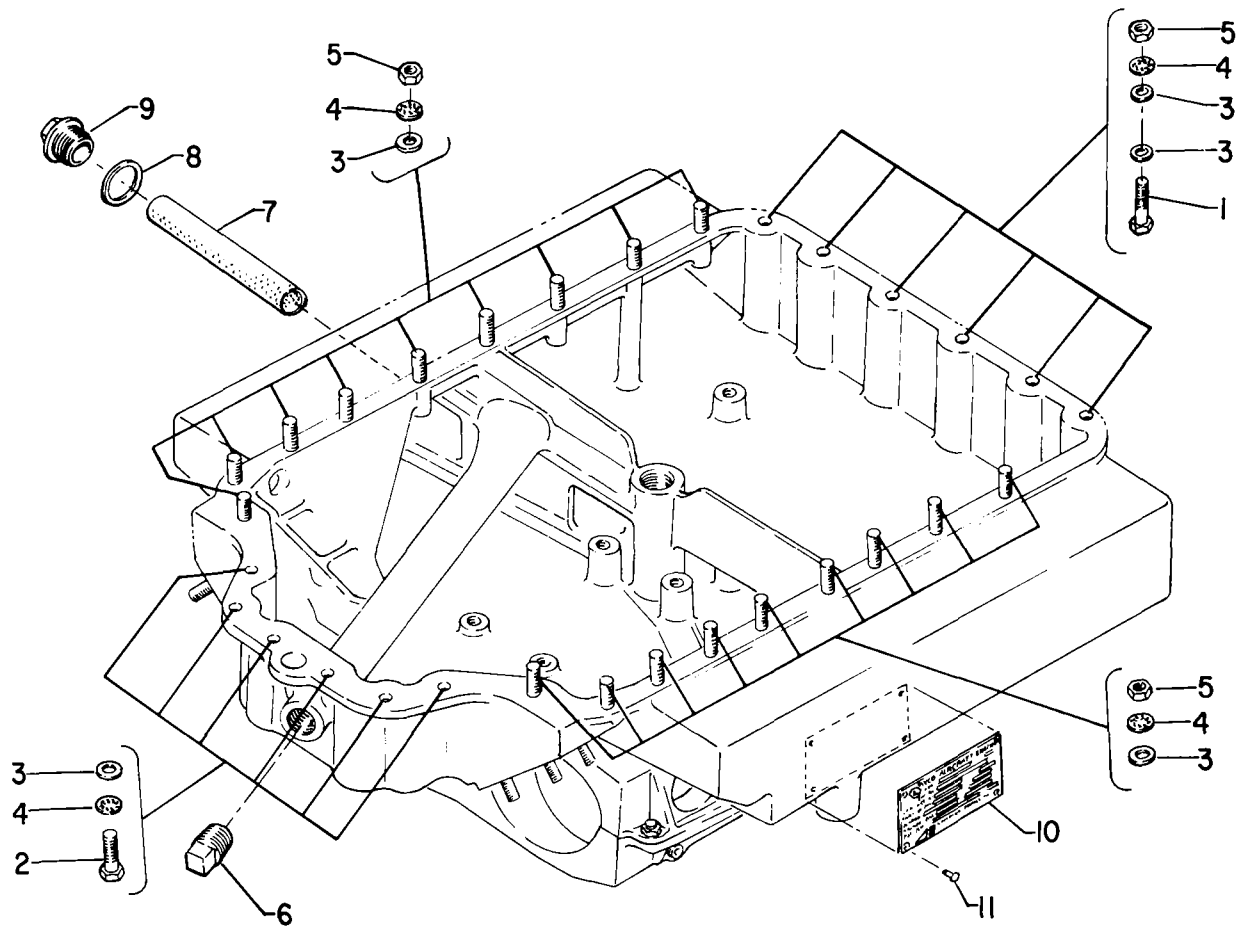


Figure 43
6-3

LYCOMING IO-720 PARTS CATALOG

OIL SUMP AND INDUCTION SYSTEM INTAKE PIPES AND ATTACHING PARTS

FIG. REF.	PART NUMBER	DESCRIPTION	ON ALL	QUANTITY PER ASSEMBLY														
				STD. CYL. FLANGE					WIDE CYL. FLANGE									
				A1A	A1B	B1B	C1B	D1B	A1B	B1B	B1B/D	D1B						
1	72711	RING, Oil seal,intake pipes	8															
2	73821	PIPE, Intake (cylinder no.1)		1	1			1			1							
	75111	PIPE, Intake (cylinder no.1)					1	1			1	1	1					
	LW-14801*	PIPE, Intake (cylinder no.1)									1							
	73822	PIPE, Intake (cylinder no.2)		1	1			1			1							
	75112	PIPE, Intake (cylinder no.2)					1	1			1	1	1					
	LW-14802*	PIPE, Intake (cylinder no.2)									1							
	73823	PIPE, Intake (cylinder no.3)		1	1			1			1							
	75113	PIPE, Intake (cylinder no.3)					1	1			1	1	1					
	LW-14803*	PIPE, Intake (cylinder no.3)									1							
	73824	PIPE, Intake (cylinder no.4)		1	1			1			1							
	75114	PIPE, Intake (cylinder no.4)					1	1			1	1	1					
	LW-14804*	PIPE, Intake (cylinder no.4)									1							
	73825	PIPE, Intake (cylinder no.5)		1	1			1			1							
	75115	PIPE, Intake (cylinders no.5 and 8)					1	1			1	1	1					
	LW-14805*	PIPE, Intake (cylinder no.5)									1							
	73826	PIPE, Intake (cylinder no.6)		1	1			1			1							
	75116	PIPE, Intake (cylinders no.6 and 7)					1	1			1	1	1					
	LW-14806*	PIPE, Intake (cylinder no.6)									1							
	73827	PIPE, Intake (cylinder no.7)		1	1			1			1							
	LW-14807*	PIPE, Intake (cylinder no.7)									1							
	73828	PIPE, Intake (cylinder no.8)		1	1			1			1							
	LW-14808*	PIPE, Intake (cylinder no.8)									1							
3	71973	GASKET, 2 bolt flange,1-7/8 ID	8															
4	74360	FLANGE, Intake pipe,upper	8															
	LW-14809	FLANGE, Intake pipe,upper									8							
5	STD-8	WASHER, 1/4 plain	16															
6	STD-160	WASHER, 1/4 internal lock	16															
7	STD-1215	BOLT, 1/4-20 x 1-1/4 long,hex.hd.	16															

* - Heavy flange lip on intake pipe requires LW-14809 flange.

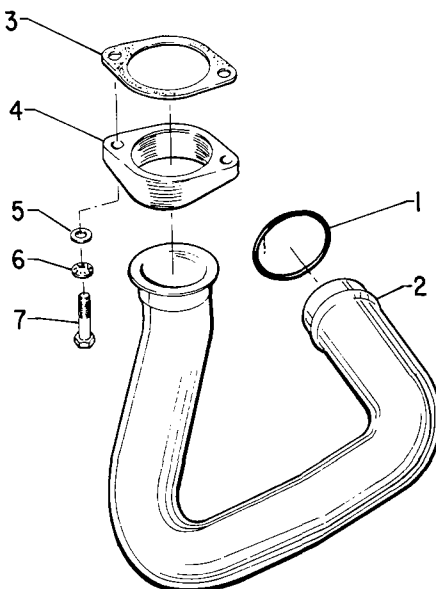


Figure 44

LYCOMING IO-720 PARTS CATALOG

OIL SUMP AND INDUCTION SYSTEM FUEL INJECTOR, FUEL MANIFOLD AND RELATED PARTS (-A1A and -A1B MODEL ENGINES)

FIG. REF.	PART NUMBER	DESCRIPTION	ON ALL	QUANTITY PER ASSEMBLY																
				STD. CYL. FLANGE				WIDE CYL. FLANGE												
				A1A	A1B	B1B	D1B	A1B	B1B	D1B										
1	73032	GASKET, Air inlet housing								1										
2	74440*	FUEL INJECTOR, 2524030-4								1										
	74700**	FUEL INJECTOR, 2524175-3								1										
3	MS29512-6	SEAL, Oil,5/64 dia.section x 15/32 ID								1										
4	AN815-6	UNION, Flared,3/8 tubing								1										
5	STD-35	WASHER, 5/16 plain								4										
6	STD-1410	NUT, 5/16-18 plain								4										
7	STD-1763	LOCKNUT, 5/16 palnut								4										
8	74151	NOZZLE, Injection (2524107-1)								8										
9	76348*	MANIFOLD ASSY., Fuel								1										
	75286**	MANIFOLD ASSY., Fuel								1										
10	MS20822-6	ELBOW, 3/8 tube to 1/4 NPT 90°								1										
11	STD-2166*	NIPPLE, Union								5										
12	AN780-2**	NIPPLE, Union,1/8 NPT								8										
	AN780-2*	NIPPLE, Union,1/8 NPT								2										
13	AN791-2*	ELBOW, Union,45°,1/8 NPT								1										
14	LW-12604	NIPPLE, 1/8 tube x 1/8 NPT, (restricted)								1										
15	73966	SPACER, Fuel manifold bracket								2										
16	74000	BRACKET, Fuel manifold								1										
17	76414*	BRACKET, Fuel manifold								1										
18	74464**	BRACKET, Fuel manifold								1										
19	STD-251	WASHER, No.10 internal lock								4										
20	STD-82	SCREW, No.10-24 x 1/2 long,round hd.								4										
21	76198*	SUPPORT, Fuel manifold,bracket								1										
22	76368*	SUPPORT, Fuel manifold,bracket								1										
23	STD-1499*	BOLT, 1/4-20 x 1/2 long,hex.hd.								2										
24	STD-160*	WASHER, 1/4-20 internal lock								2										
25	STD-1411*	NUT, 1/4-20 plain								2										

* - Special Riley installations.

** - Standard installations.

NOTE

Asterisks have been used to separate special Riley fuel system components from standard fuel systems. Parts not marked with an asterisk or a double asterisk are applicable to both installations.

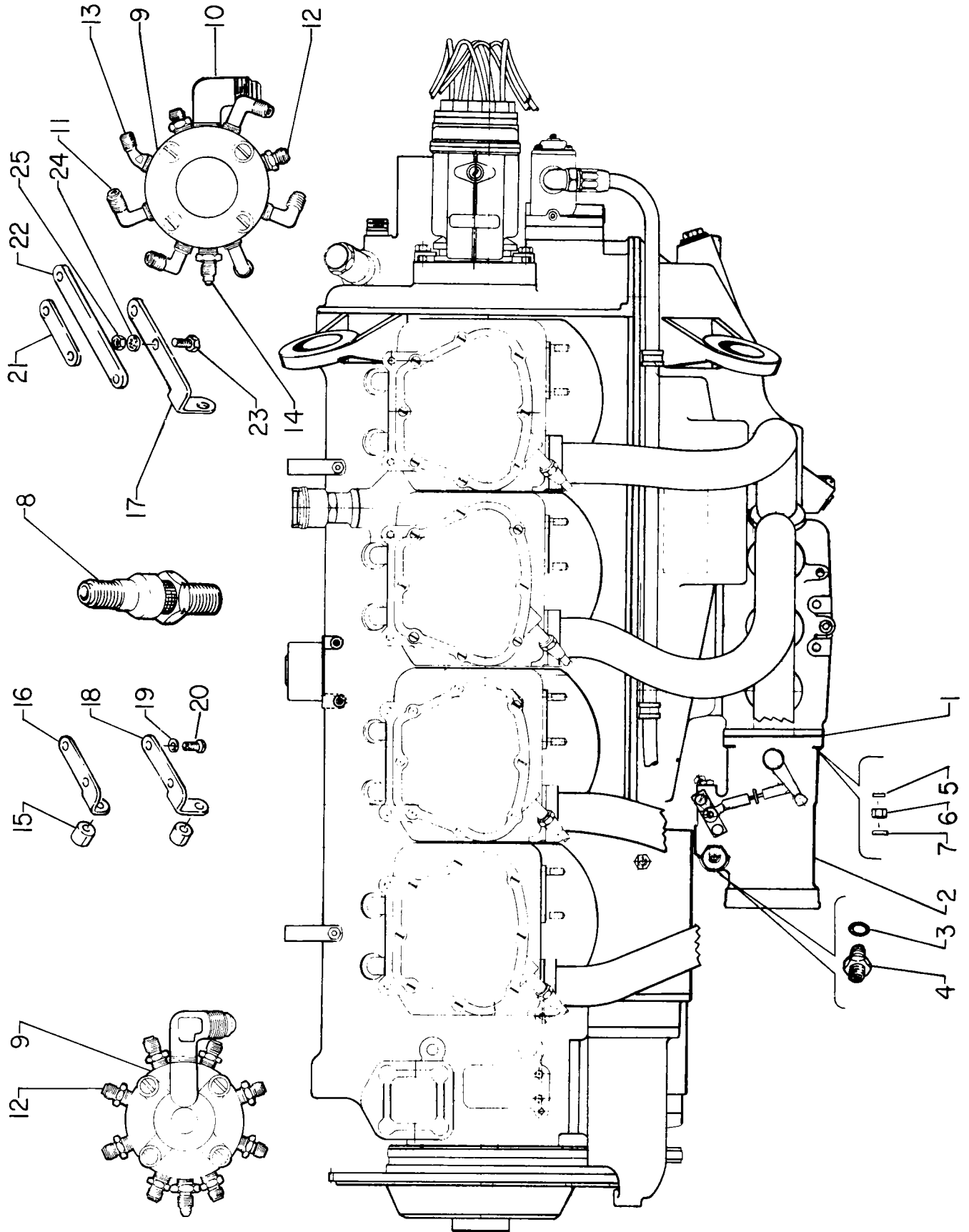


Figure 45 - Manifold and Related Parts - A1A, A1B

LYCOMING IO-720 PARTS CATALOG

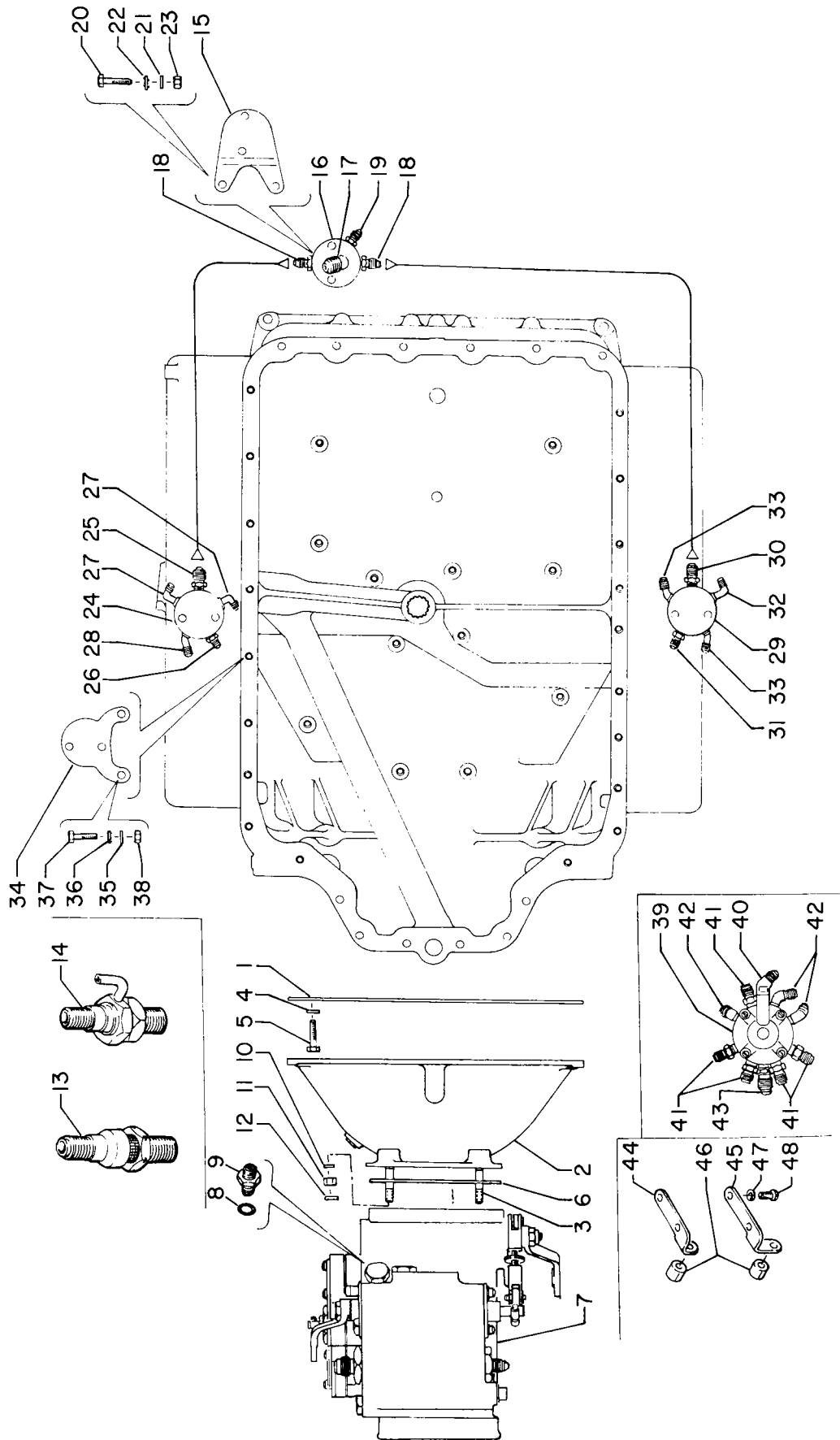


Figure 46 - Manifold and Related Parts - B1B, B1BD

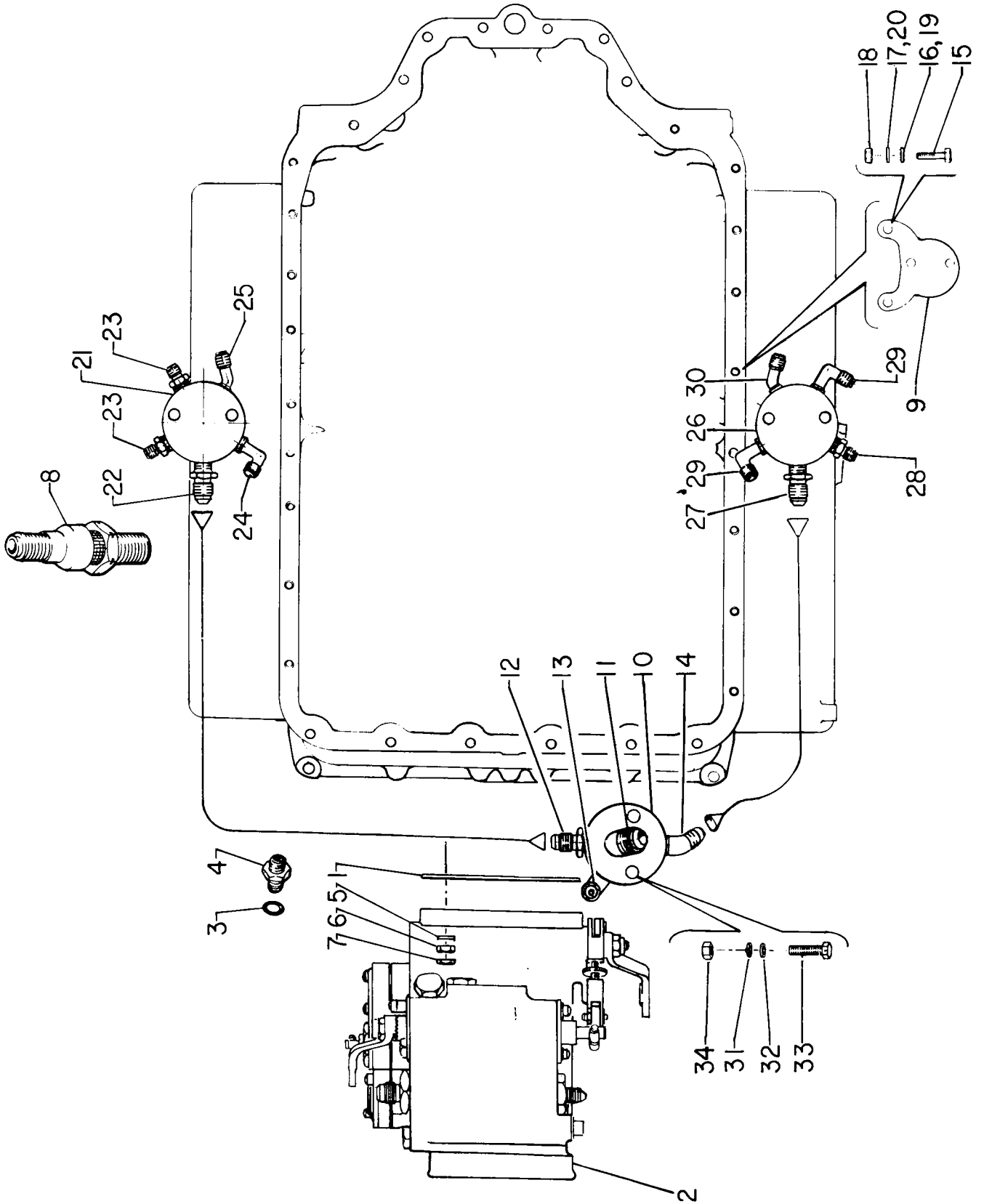


Figure 47 - Manifold and Related Parts - C1B
6-10

LYCOMING IO-720 PARTS CATALOG

OIL SUMP AND INDUCTION SYSTEM FUEL INJECTOR, FUEL MANIFOLD, AND RELATED PARTS (-D1B MODEL ENGINES)

FIG. REF.	PART NUMBER	DESCRIPTION	ON ALL	QUANTITY PER ASSEMBLY																			
				STD. CYL. FLANGE					WIDE CYL. FLANGE														
				A1A	A1B	B1B	C1B	D1B	A1B	B1B	B1BD	D1B											
1	72210	GASKET, Air throttle housing																					
2	73031	HOUSING ASSY., Air inlet																					
3	68316	STUD, 5/16-18 x 1-11/16 long																					
4	STD-8	WASHER, 1/4 plain																					
5	STD-1875	BOLT, 1/4-20 x 13/16 long,hex.hd.																					
6	STD-1890	BOLT, 1/4-20 x 13/16 long,hex.hd., drilled hd.																					
7	73032	GASKET, Air inlet housing																					
8	75119	FUEL INJECTOR, 2524152-3																					
9	MS29512-6	SEAL, Oil,5/64 dia.section x 15/32 ID																					
10	AN815-6	UNION, Flared tube (3/8 tubing)																					
11	STD-35	WASHER, 5/16 plain																					
12	STD-1410	NUT, 5/16 plain																					
13	STD-1763	LOCKNUT, 5/16 palnut																					
14	74151	NOZZLE, Injection (2524107-1)																					
15	75638	MANIFOLD ASSY., Fuel																					
16	MS20822-6	ELBOW, 3/8 tube x 1/4 NPT,90°																					
17	AN780-2	NIPPLE, Union,1/8 NPT																					
18	LW-12604	NIPPLE, Union,1/8 tube x 1/8 NPT restricted																					
19	73966	SPACER, Fuel manifold bracket																					
20	74000	BRACKET, Fuel manifold																					
21	74461	BRACKET, Fuel manifold																					
22	STD-251	WASHER, No.10 internal lock																					
23	STD-82	SCREW, No.10-24 x 1/2 long,round hd.																					

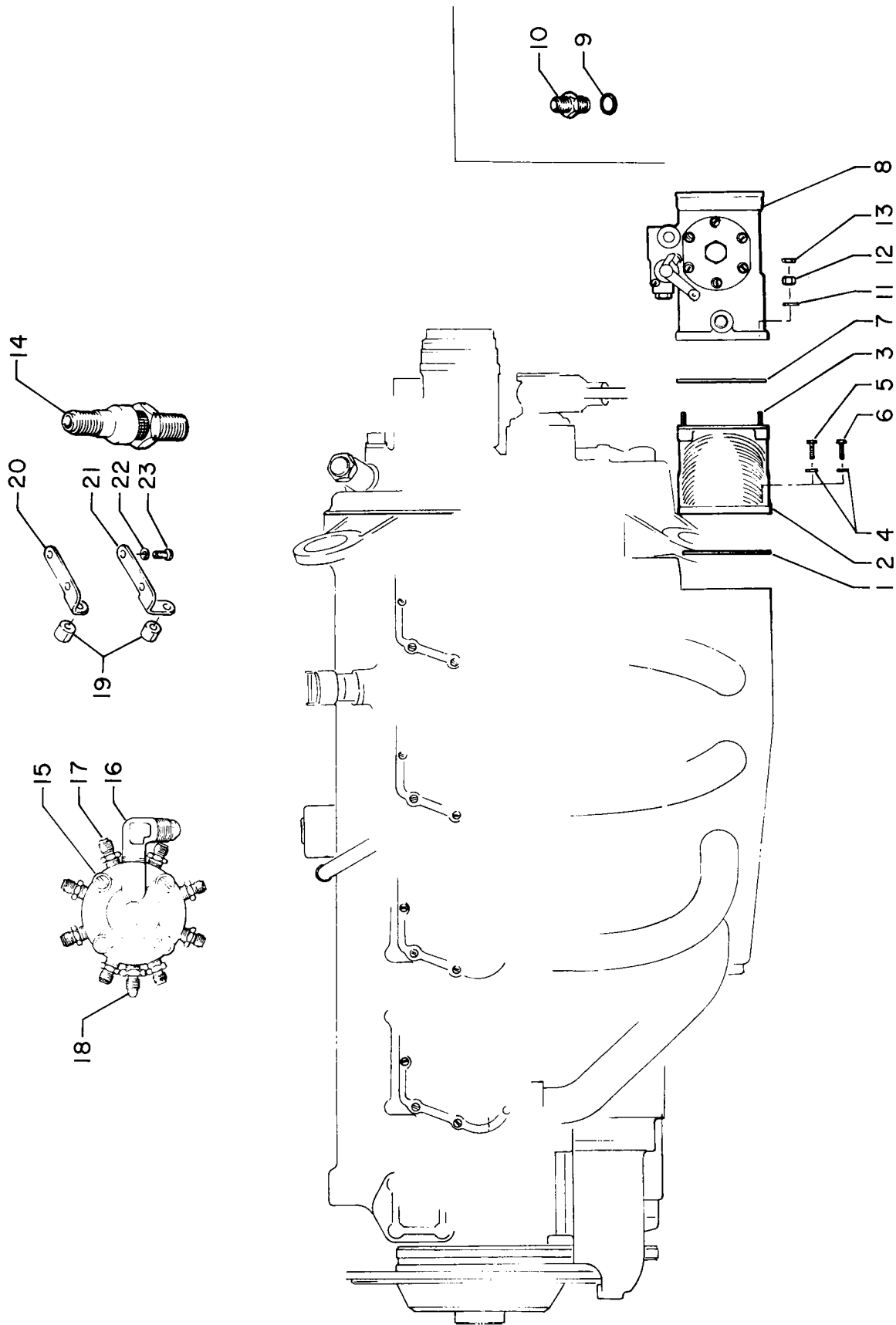


Figure 48 - Manifold and Related Parts -D1B

LYCOMING IO-720 PARTS CATALOG

VENDOR ACCESSORY FUEL INJECTOR ASSEMBLY - BENDIX

REF. NO.	PART NUMBER	1 2 3 4 5	DESCRIPTION	QTY. PER ENG.	MODEL USAGE
	2524175-3		INJECTOR ASSY., Fuel RSA-10AD1,P/N 74700		A
	2524030-4		INJECTOR ASSY., Fuel RSA-10AD1,P/N 74440		B
	2524152-3		INJECTOR ASSY., Fuel RSA-10AD1,P/N 75119		C
1	81584		PLUG, Shipping	1	
2	396660		PLUG, Shipping	1	
2	P8508		PLUG, Pipe (alternate)	1	
5	951790		PACKING, Preformed	1	
6	2523987		PLUG, Machine,3/4-16	1	A, B
7	951787		PACKING, Preformed	1	C
8	132906		PLUG, Machine,7/16-20	1	C
9	2538995		ADAPTER, Strainer	1	C
10	82887		CAP, Shipping	1	
11	951790		PACKING, Preformed	1	
12	2523903		ADAPTER	1	
13	951787		PACKING, Preformed	1	
14	132906		PLUG, Machine,7/16-20	1	
15	2523899		LEVER, Mixture control	1	A
15	2522007		LEVER, Mixture control	1	B
15	2523382		LEVER, Mixture control	1	C
16	187313		NUT, Self-locking,5/16-24	1	
17	2521196		LEVER	1	A
17	360910		LEVER	1	B
17	390248		LEVER	1	C
18	901209K1		PIN, Cotter	1	
19	900848K1		NUT, Castle,5/16-24	1	
21	904269K1		SCREW, 1/4-28 x 3/4 long	1	
22	P60219		SPRING, Helical,compression	1	
23	2524511B		FUEL INJECTOR ASSY., (Basic)	1	A
23	2524515B		FUEL INJECTOR ASSY., (Basic)	1	B, C

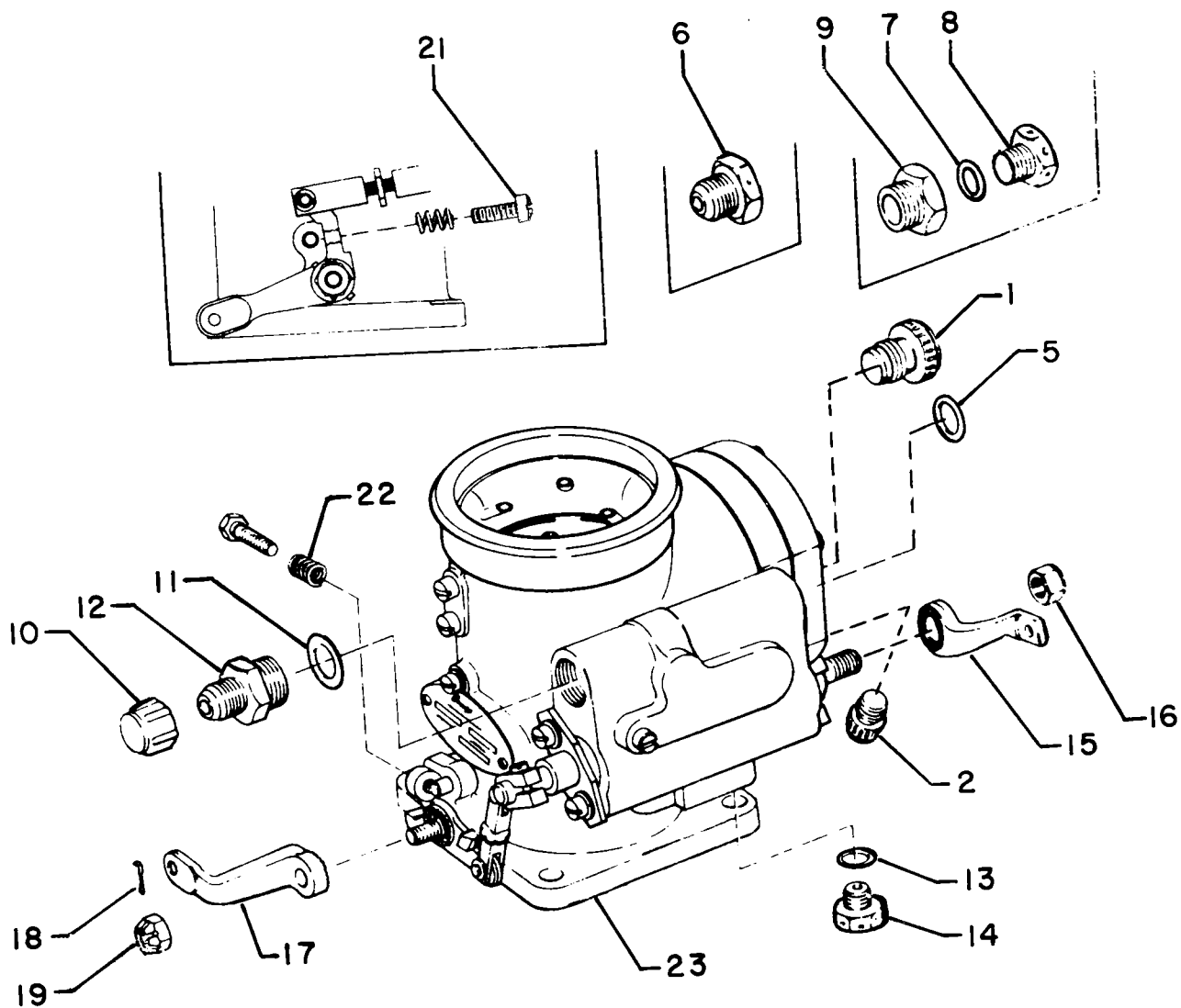


Figure 49 - Fuel Injector Assembly - Bendix

LYCOMING IO-720 PARTS CATALOG

VENDOR ACCESSORY FUEL INJECTOR ASSEMBLY - BENDIX

REF. NO.	PART NUMBER	1 2 3 4 5	DESCRIPTION	QTY. PER ENG.	MODEL USAGE
	2524175-3		INJECTOR ASSY., Fuel,RSA-10AD1,P/N 74700		A
	2524030-4		INJECTOR ASSY., Fuel,RSA-10AD1,P/N 74440		B
	2524152-3		INJECTOR ASSY., Fuel,RSA-10AD1,P/N 75119		C
1	367756		PLATE, Identification	1	
2	186739		SCREW, Self tapping no.4 x 3/16 long	2	
3	2537643		PLUG, Shipping	1	
4	2537643		PLUG, Shipping	1	
4A	951392		PACKING, Preformed	1	
5	2537610		STRAINER ASSEMBLY	1	
6	P61195		PLUG, Taper seat 1/4-28	1	
7	P61195		PLUG, Taper seat 1/4-28	1	
8	P61195		PLUG, Taper seat 1/4-28	1	
9	2525165		SPRING, Helical extension	1	
10	901200		PIN, Cotter	1	
11	911242		WASHER, Flat (AN960-10L)	1	
12	177718		WASHER, Spring	1	
13	2522022		PIN, Straight headed	1	
14	901200		PIN, Cotter	1	
15	911244		WASHER, Flat (AN960-416L)	1	
16	P19821		WASHER, Spring	1	
17	2522021		PIN, Straight headed	1	
18	367418		LINK	1	
19	367547		SCREW ASSEMBLY, Idle	1	
20	367544		LINK	1	
21	363083		SCREW, Machine no.10-24 x 3/4 long	1	
22	199596		WASHER, Flat	1	
23	2525318		SPACER	1	
24	188595		WASHER, Flat	1	
25	79216		SCREW, Machine no.10-24 x 1/2 long (AN503-10-8)	1	
26	188595		WASHER, Flat	1	
27	909281K35		PIN, Spring (MS16562-193)	1	
28	2521757		PLATE, Mixture control	1	
29	2538328		BUSHING, Mixture control	1	
30	338491		WASHER, C	1	
30A	2538330		WASHER, Nonmetallic	1	
31	367694		HOLDER, Spring	1	
32	2523757		SPRING, Helical,compression	1	
33	951401		PACKING, Preformed	1	
34	2520878		BUSHING	1	
35	953516-10		PACKING, Preformed	1	
36	2538738		LEVER ASSY., Mixture control	1	
37	79216		SCREW, Machine no.10-24 x 1/2 in.(AN503-10-8)	2	
38	911242		WASHER, Flat (AN960-10L)	2	
39	951400		PACKING, Preformed	1	
40	2523720		LEVER ASSY., Idle valve	1	A
40	2523716		LEVER ASSY., Idle valve	1	B, C
41	P21818		SCREW, Machine no.8-32 x 1/2 long	1	
42	P22198		WASHER, Flat	1	
43	909329K35		PIN, Spring (MS16562-225)	1	
44	2523299		LEVER, Idle valve	1	
45	2522326		PLATE, Idle valve	1	
46	2526408		BUSHING, Idle valve	1	
47	367757		WASHER, Flat	1	
48	953516-10		PACKING, Preformed	1	
49	2523080		STEM, Idle valve	1	A
49	2521755		STEM, Idle valve	1	
50	951400		PACKING, Preformed	1	
51	2525196		VALVE, Mixture control	1	
52	2525494		PACKING, Preformed	1	
53	2521756		VALVE, Idle	1	A
53	2523476		VALVE, Idle	1	B, C

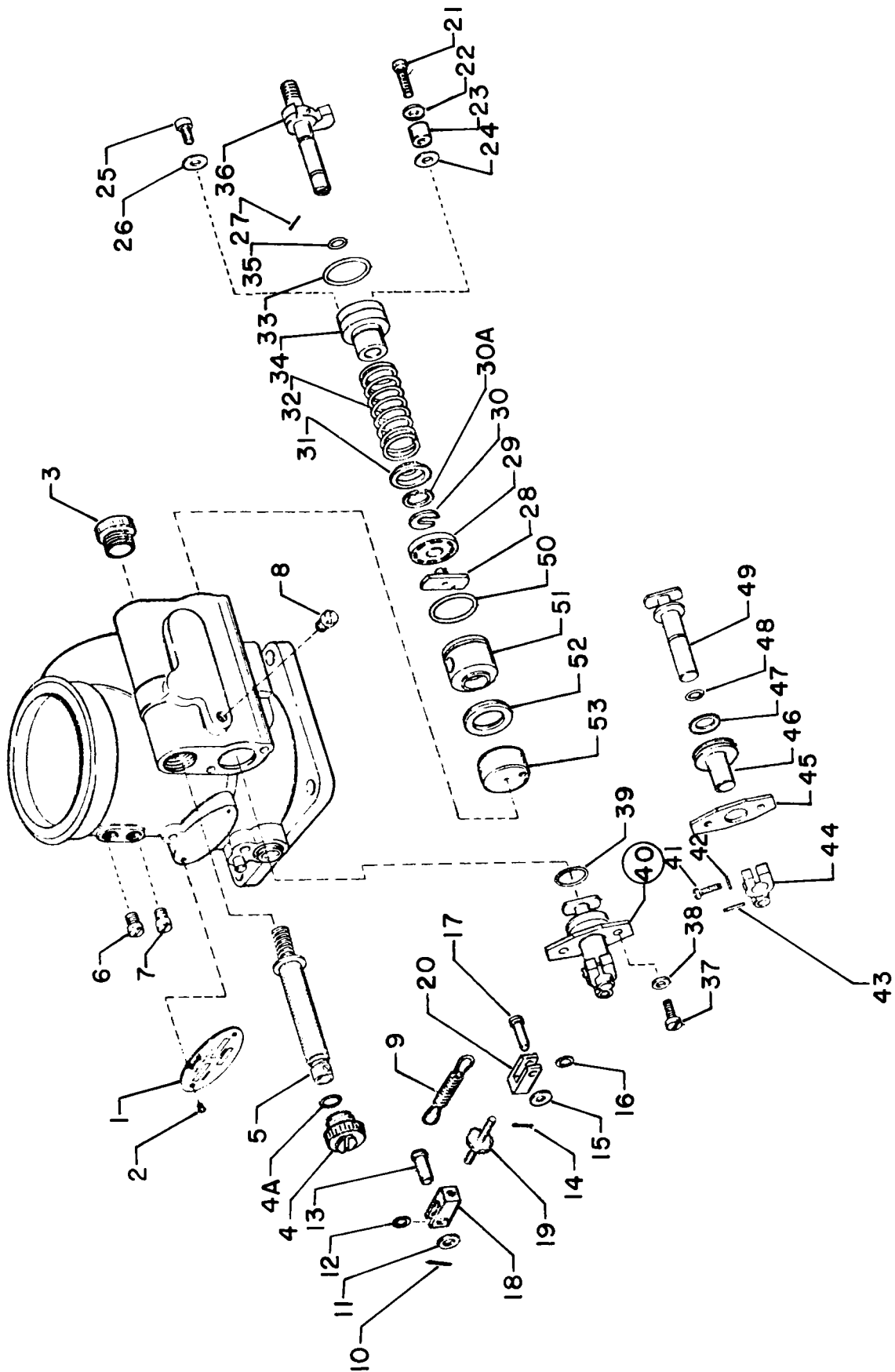


Figure 50 - Fuel Injector Assembly - Bendix

LYCOMING IO-720 PARTS CATALOG

VENDOR ACCESSORY FUEL INJECTOR ASSEMBLY - BENDIX (CONT.)

REF. NO.	PART NUMBER	DESCRIPTION	QTY. PER ENG.	MODEL USAGE
51	1 2 3 4 5			
54	328617	SEAL, Aluminum	1	
55	2537499	NUT, Plain,hex.no.10-32	1	
56	2537500	SCREW, Stop	1	
57	365533	GASKET	1	
58	2537498	PLUG, Machine 3/4-20	1	
59	362842	SCREW, No.10-24 x 1-3/8 long (AN-503-10-22)	6	
60	911242	WASHER, Flat (AN960-10L)	6	
61	2523502	COVER, Regulator	1	
62	178491	NUT, Self-locking,no.2-56	1	
63	2529180	WASHER, Flat	1	
64	2529181	HOLDER, Spring	1	
64A	341748	SHIM, Laminated	un	
65	2537779	SPRING, Helical,compression (alternate)	1	
65	2523387	SPRING, Helical,compression	1	
66	2529182	BUSHING	1	
67	2529183	BUSHING	1	
68	2529470	DIAPHRAGM ASSY., Regulator	1	
69	2520652	SPRING, Helical,compression	1	
69A	2526136	BODY ASSY., Regulator	1	
70	2529188	BUSHING ASSY., Regulator	1	
71	367727	SHIM, Laminated	1	
72	2523507*	BODY, Regulator	1	
73	2529471	DIAPHRAGM ASSY., Fuel regulator	1	
74	2529184	SEAT ASSY., Regulator valve	1	
75	2529294	SHIM, 0.032 in.thick	un	
75	2529294-1	SHIM, 0.015 in.thick	un	
75	341190	SHIM, 0.007 in.thick	un	
75	341191	SHIM, 0.010 in.thick	un	
75	341192	SHIM, 0.013 in.thick	un	
76	367389	VALVE, Throttle	1	
77	393849	SCREW, Machine no.8-32 x 29/64 long	2	
78	901045	WASHER, Lock	2	
79	367662	STOP, Throttle	1	B, C
80	2520453	STOP, Throttle	1	A
81	909329K35	PIN, Spring (MS16562-225)	1	
82	367416	SHAFT ASSY., Throttle	1	
83	P13618	SCREW, No.10-24 x 5/8 long (AN503-10-10)	1	
84	911242	WASHER, Flat (AN960-10L)	1	
85	2526429	PACKING, Preformed	3	
86	2523429	VENTURI ASSEMBLY	1	B, C
86	2520805	VENTURI ASSEMBLY	1	A
87	367539	TUBE	4	
88	2523602	VENTURI	1	B, C
88	2523600	VENTURI	1	A
89	2523082	BODY ASSY., Main	1	A
89	2525154	BODY ASSY., Main	1	B, C
91	909311K35	PIN, Spring	1	
92	2526413	STOP ASSEMBLY	1	
93	2521918	BEARING, Sleeve	1	
94	2521918	BEARING, Sleeve	1	
95	No Number*	BODY ASSEMBLY	1	
	2635163	PLUG, Shipping	1	

* - Listed for illustrative purposes only, part not procurable.

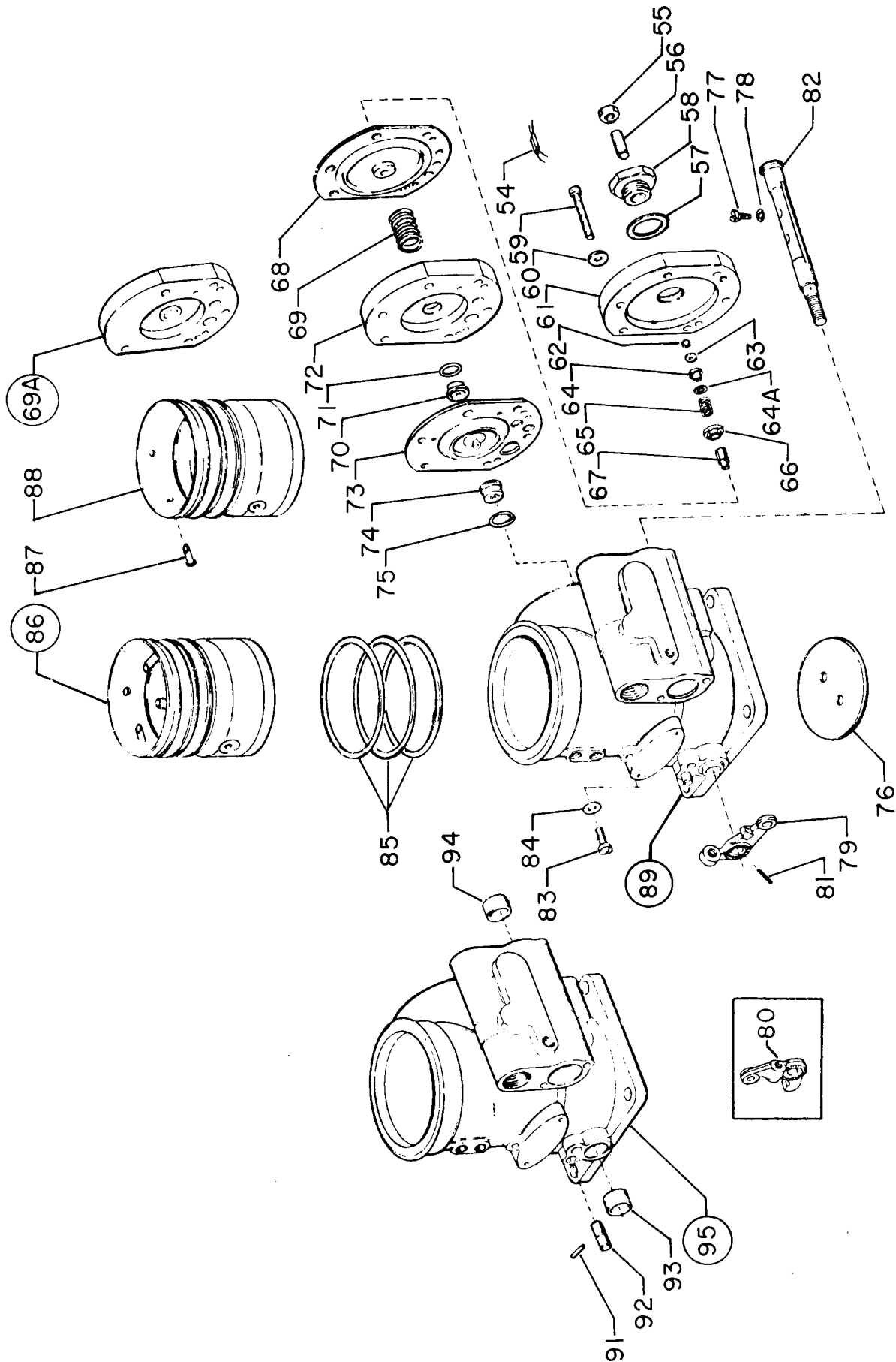


Figure 51 - Fuel Injector Assembly - Bendix

LYCOMING IO-720 PARTS CATALOG

VENDOR ACCESSORY FUEL INJECTOR ASSEMBLY - BENDIX

REF. NO.	PART NUMBER	DESCRIPTION	QTY. PER ENG.	MODEL USAGE
		1 2 3 4 5		
	2524582-1	INJECTOR ASSY., Fuel,RSA-10ED1,P/N LW-12396		
1	81584	PLUG, Shipping	1	
2	82887	CAP, Shipping	1	
3	951790	PACKING, Preformed	1	
4	2523903	ADAPTER, Fuel inlet	1	
6	2520196	CAP, Shipping	1	
7	951790	PACKING, Preformed	1	
8	2538997	ADAPTER	1	
9	951787	PACKING, Preformed	1	
10	132906	PLUG, 7/16-20	1	
11	951789	PACKING, Preformed	1	
12	133176	PLUG, 9/16-18 (AN814-6L)	1	
13	2523899	LEVER, Mixture control	1	
14	187313	NUT, Self-locking,5/16-24	1	
15	2521196	LEVER, Throttle	1	
16	901209K1	PIN, Cotter	1	
17	900848K1	NUT, Castle 5/16-24	1	
18	900452K1	SCREW, Idle adjusting,1/4-28 x 1 in.	1	
19	P60219	SPRING, Helical,compression	1	
20	2524648B	FUEL INJECTOR ASSY., (Basic)	1	

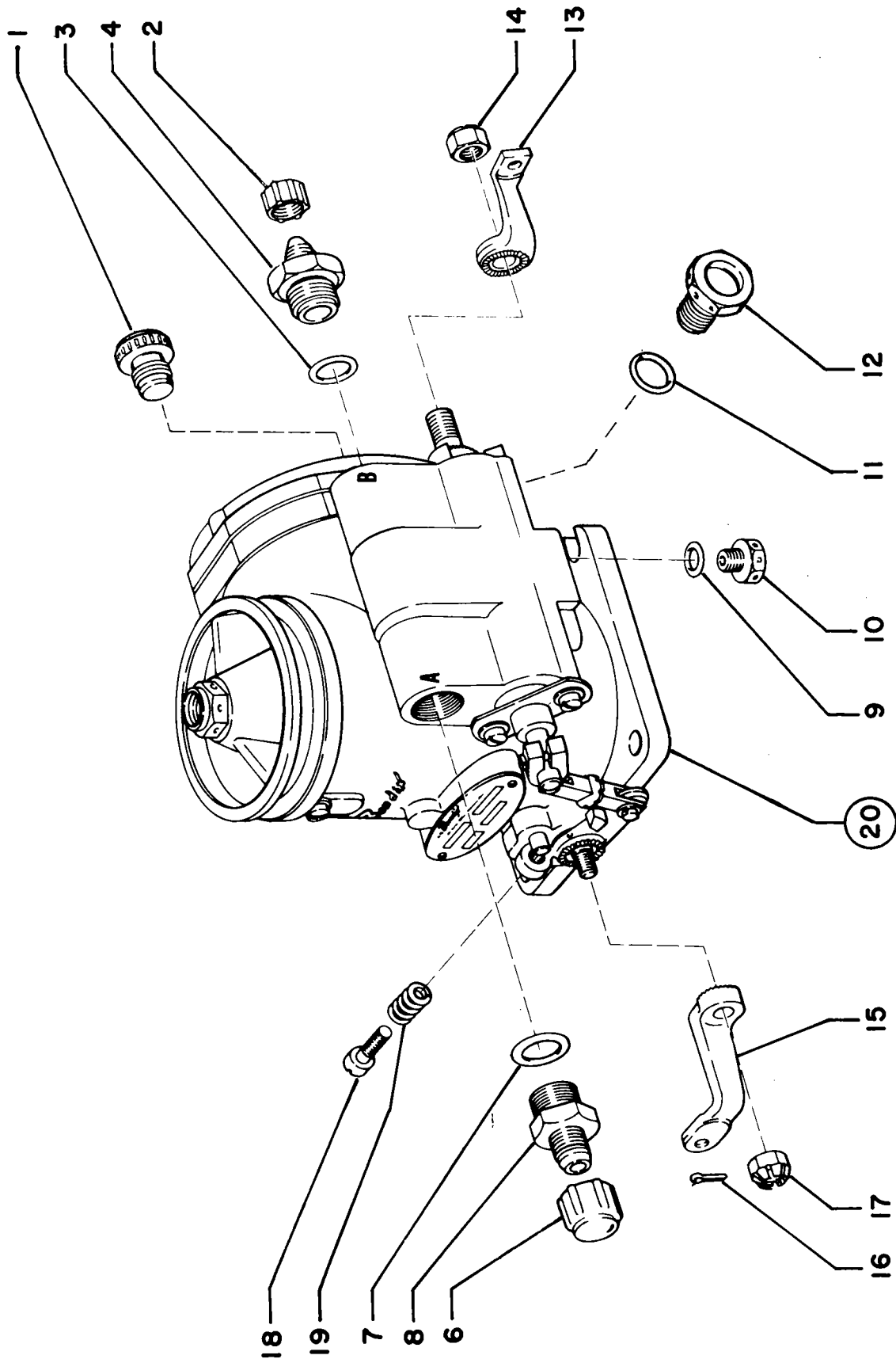


Figure 52 - Fuel Injector Assembly - Bendix
6-20

LYCOMING IO-720 PARTS CATALOG

VENDOR ACCESSORY FUEL INJECTOR ASSEMBLY - BENDIX

REF. NO.	PART NUMBER	DESCRIPTION	QTY. PER ENG.	MODEL USAGE
	2524582-1	INJECTOR ASSY., Fuel,RSA-10ED1,P/N LW-12396		
1	367756	PLATE, Identification	1	
2	186739	SCREW, Self tapping,no.4 x 3/16 long	2	
3	2537643	PLUG, Shipping	1	
4	2537643	PLUG, Shipping	1	
5	2537610	STRAINER ASSEMBLY	1	
5A	951392	PACKING, Preformed	1	
6	P61195	PLUG, Taper seat	1	
7	P9201-75	JET, Metering	1	
8	3195354	BOLT, 1/4-28 x 3/4 long	1	
9	911244	WASHER, Flat	1	
10	953516-10	PACKING, Preformed	2	
11	2523959	BOLT, Special	1	
12	2523979	SCREEN ASSEMBLY	1	
13	907577	RING, Retaining	1	
14	951392	PACKING, Preformed	1	
15	951394	PACKING, Preformed	1	
16	2523994	BODY, Impact tube	1	
17	2523995	PLUG, Venturi	1	
18	P9201-65	JET, Metering	1	
19	2523969	HOUSING, Venturi	1	
20	2525165	SPRING, Helical extension	1	
21	901200	PIN, Cotter	1	
22	911244	WASHER, Flat	1	
23	P19821	WASHER, Spring	1	
24	2522021	PIN, Straight headed	1	
25	901200	PIN, Cotter	1	
26	911242	WASHER, Flat	1	
27	177718	WASHER, Spring	1	
28	2522022	PIN, Straight headed	1	
29	367544	LINK	1	
30	367547	SCREW ASSEMBLY, Adjusting	1	
31	367418	LINK	1	
32	363083	SCREW, Machine no.10-24 x 3/4 long	1	
33	199596	WASHER, Flat	1	
34	2525318	SPACER	1	
35	188595	WASHER, Flat	1	
36	79216	SCREW, Machine no.10-24 x 1/2 long	1	
37	188595	WASHER, Flat	1	
38	90929CK35	PIN, Spring (MS16562-193)	1	
39	2521757	PLATE, Mixture control	1	
40	2538328	BUSHING, Mixture control stem	1	
41	338491	WASHER, C	1	
41A	2538330	WASHER, Nonmetallic	1	
42	367694	HOLDER, Spring	1	
43	2523757	SPRING, Helical compression	1	
44	951401	PACKING, Preformed	1	
45	2520878	BUSHING	1	
46	953516-10	PACKING, Preformed	1	
47	2538738	LEVER ASSEMBLY, Mixture control	1	

LYCOMING IO-720 PARTS CATALOG

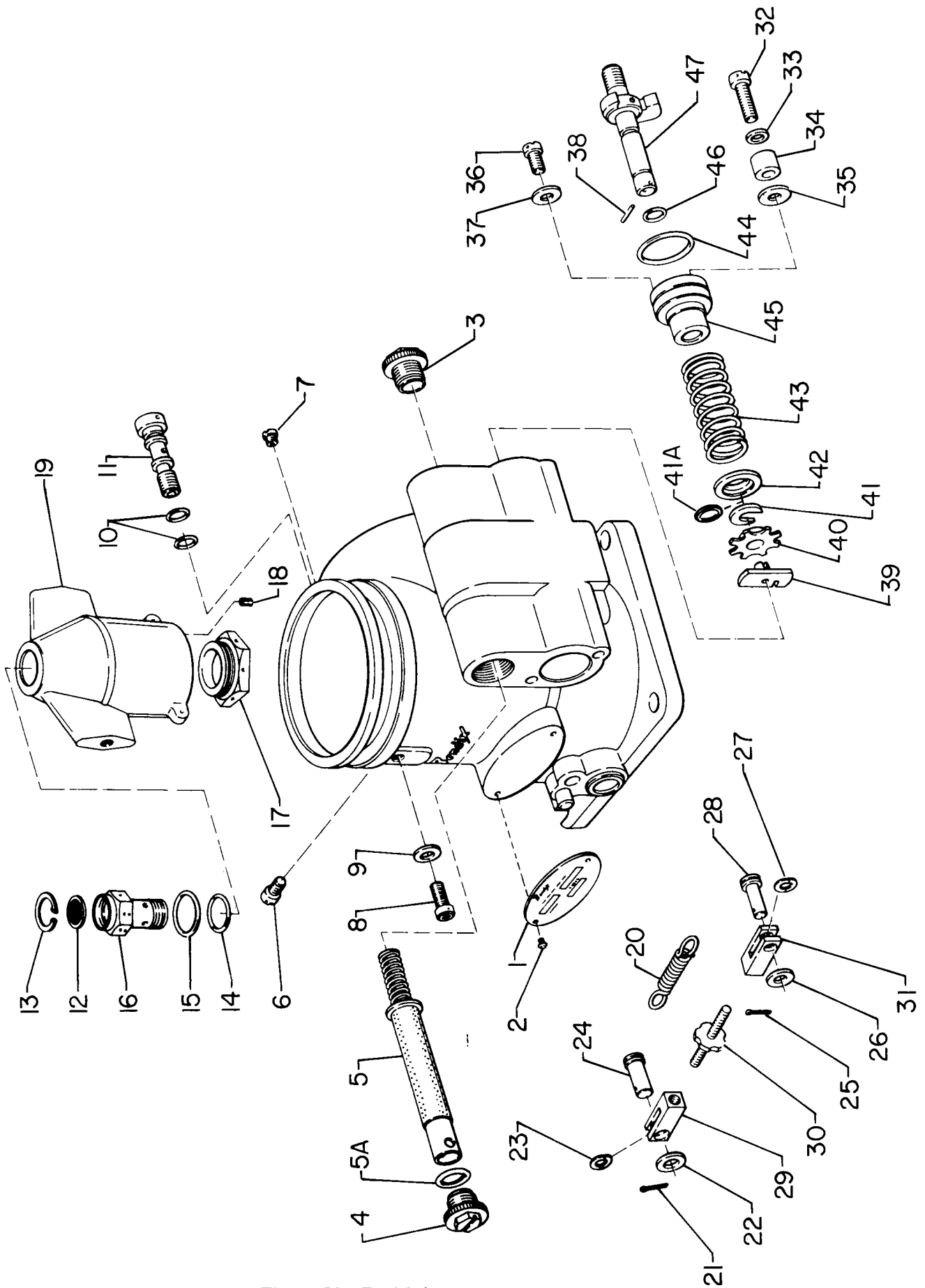


Figure 53 - Fuel Injector Assembly - Bendix

LYCOMING IO-720 PARTS CATALOG

VENDOR ACCESSORY FUEL INJECTOR ASSEMBLY - BENDIX

REF. NO.	PART NUMBER	DESCRIPTION	QTY. PER ENG.	MODEL USAGE
	1 2 3 4 5			
48	328617	SEAL, Aluminum	1	
49	79216	SCREW, Machine no.10-24 x 1/2 long	1	
50	911242	WASHER, Flat	2	
51	951400	PACKING, Preformed	1	
52	2538396	LEVER ASSY., Idle valve	1	
53	P21818	SCREW, Machine no.10-32 x 1/2 long	1	
54	P22198	WASHER, Flat	1	
55	909329K35	PIN, Spring (MS16562-225)	1	
56	2523299*	LEVER	1	
57	2522326	PLATE	1	
58	2526408	BUSHING	1	
59	367757	WASHER, Flat	1	
60	953516-10	PACKING, Preformed	1	
61	2523990*	STEM	1	
62	951400	PACKING, Preformed	1	
63	2525196	VALVE, Mixture control	1	
64	2525494	PACKING, Preformed	1	
65	2537665	VALVE, Lower idle	1	
66	2537499	NUT, Plain,hex.no.10-32	1	
67	2537500	SCREW, Stop	1	
68	2537498	PLUG, Machine 3/4-20	1	
69	365533	GASKET	1	
70	393647	PLUG, Taper seat	2	
71	362842	SCREW, No.10-24 x 1-3/8 long	8	
72	911242	WASHER, Flat	8	
73	2525035	COVER	1	
74	178491	NUT, Self-locking,no.2-56	1	
75	2529180	WASHER, Flat	1	
76	2529181	HOLDER, Spring	1	
76A	341748	SHIM, Laminated	un	
77	2523155	SPRING, 0.560 free length	1	
77	2537779	SPRING, 0.467 free length (alternate)	1	
78	2529182	BUSHING	1	
79	2529183	BUSHING	1	
80	2538407	DIAPHRAGM ASSEMBLY, Air	1	
81	2523688	SPRING, 0.708 free length	1	
81	2523247	SPRING, 0.785 free length (alternate)	1	
81A	2526137	BODY ASSEMBLY, Regulator	1	
82	2529296	BUSHING ASSEMBLY, Regulator	1	
82	2538173	BUSHING ASSEMBLY, Regulator (alternate)	1	
83	2525033*	BODY, Regulator	1	
84	2529293	DIAPHRAGM ASSEMBLY, Fuel	1	
85	2529184	SEAT ASSEMBLY, Regulator valve	1	
86	2529294	SHIM, 0.032 in.thick	un	
86	2529294-1	SHIM, 0.015 in.thick	un	
86	341190	SHIM, 0.007 in.thick	un	
86	341191	SHIM, 0.010 in.thick	un	
86	341192	SHIM, 0.013 in.thick	un	
87	2523910	VALVE, Throttle	1	
88	393849	SCREW, Machine 8-32 x 29/64 long	2	
89	901045	WASHER, Lock	2	
90	2523800	STOP, Throttle	1	
91	909329K35	PIN, Spring (MS16562-225)	1	
92	367416	SHAFT ASSEMBLY, Throttle	1	
93	2525000	BODY ASSEMBLY, Main	1	
94	909311K35	PIN, Spring	1	
95	2526413	STOP ASSEMBLY, Throttle	1	
96	2521918	BEARING, Sleeve	1	
97	2521918	BEARING, Sleeve	1	
98	No Number*	BODY ASSEMBLY	1	
	2535163	PLUG, Shipping	1	

* - Listed for illustrative purposes only, part not procurable.

LYCOMING IO-720 PARTS CATALOG

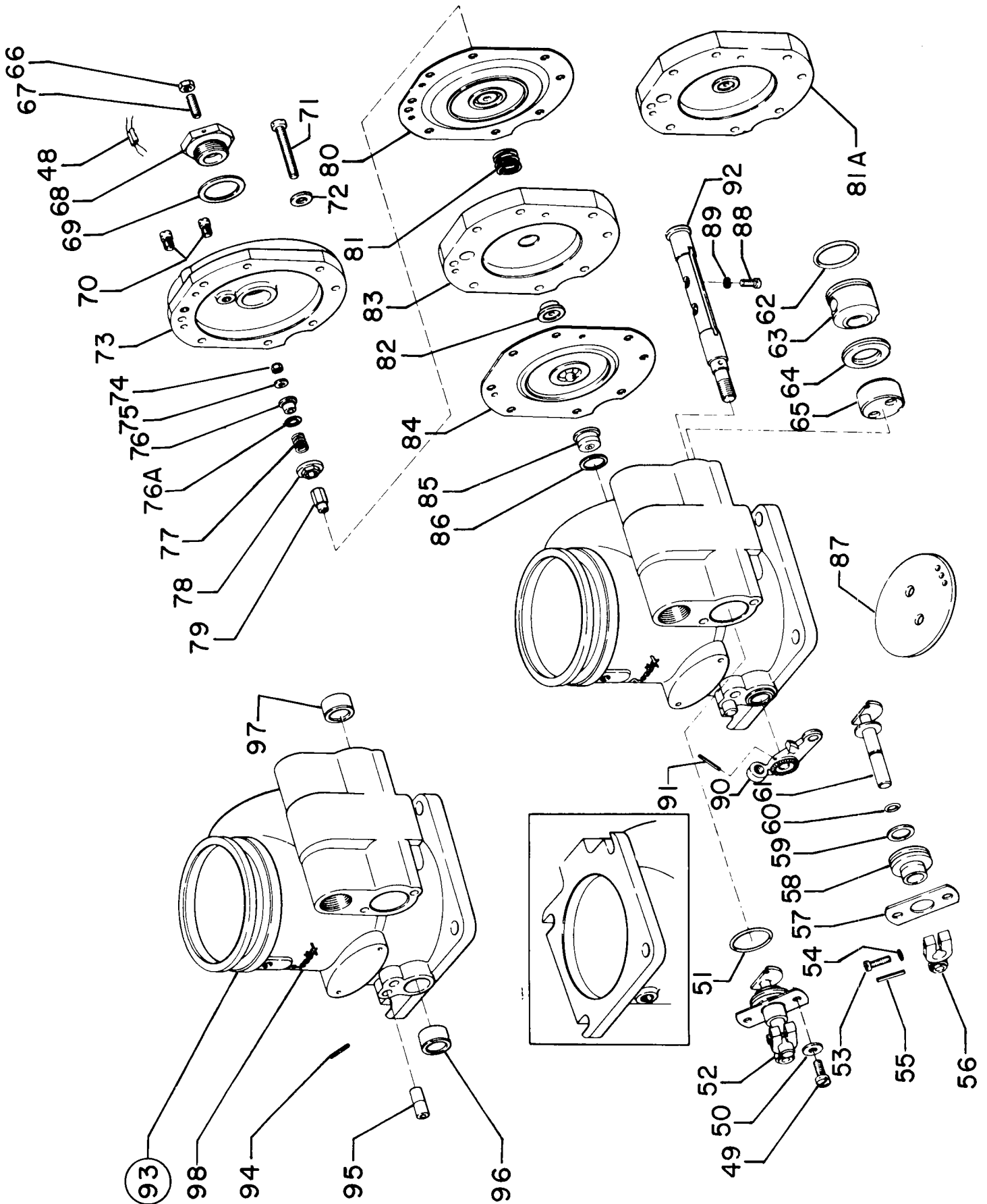


Figure 54 - Fuel Injector Assembly - Bendix

LYCOMING IO-720 PARTS CATALOG

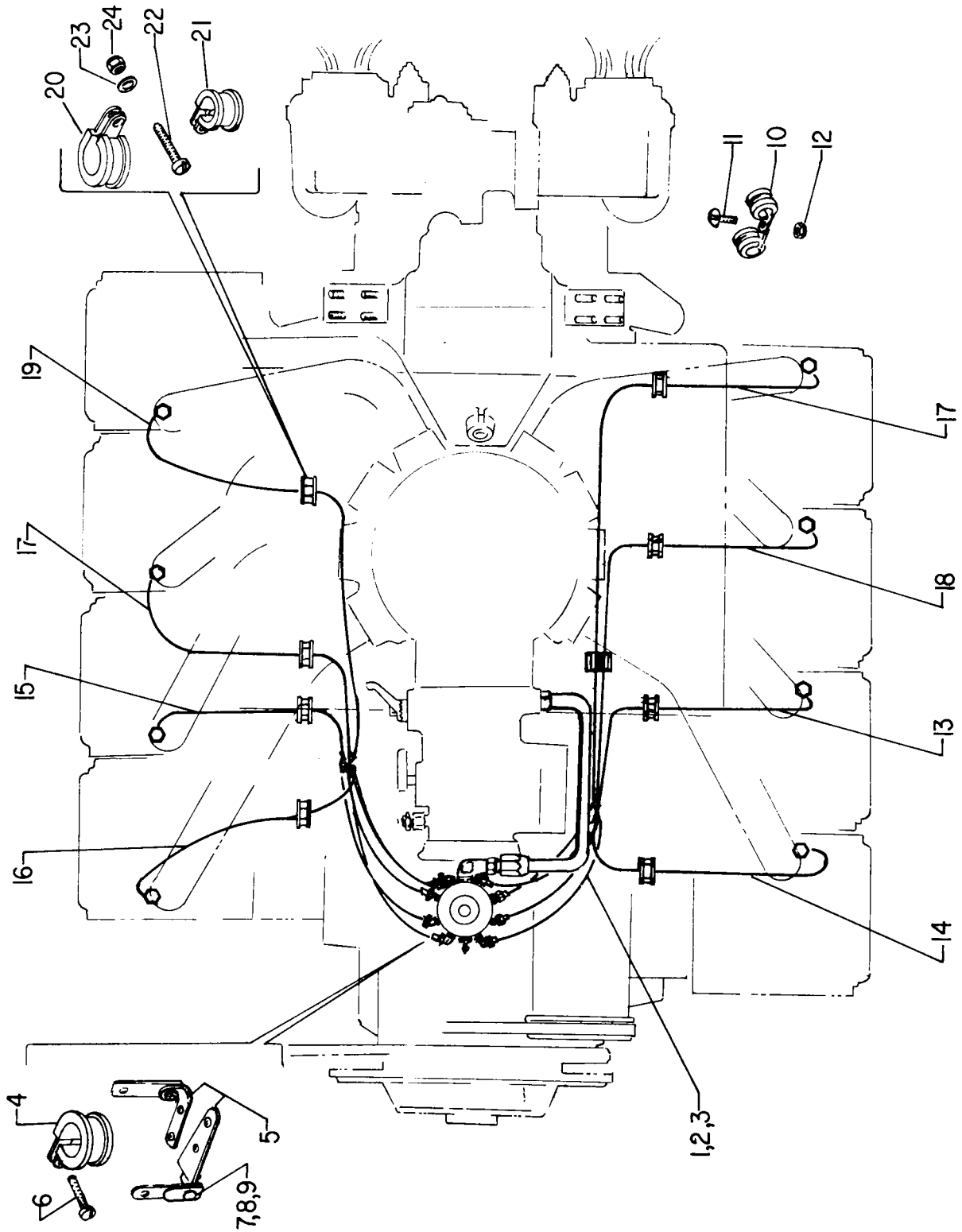


Figure 55 - Lines, Hoses and Parts - A1A engines

LYCOMING IO-720 PARTS CATALOG

OIL SUMP AND INDUCTION SYSTEM FUEL LINES, HOSES AND ATTACHING PARTS (-A1A AND -A1B MODELS)

FIG. REF.	PART NUMBER	DESCRIPTION	ON ALL	QUANTITY PER ASSEMBLY																			
				STD. CYL. FLANGE				WIDE CYL. FLANGE															
				A1A	A1B	C1B	D1B	A1B	B1B	B1B	D1B												
1	LW-13181-6-360*	HOSE ASSY., Fuel pump to injector		1	1					1													
	LW-12799-6-380**	HOSE ASSY., Fuel pump to injector		1	1					1													
2	73751*	CLIP, 5/8 ID cushion type, 9/32 dia. hole		2	2					2													
	73050**	CLIP, 3/4 ID cushion type, 9/32 dia. hole		2	2					2													
3	73152*	BRACKET, Support clamp		2	2					2													
4	STD-696**	WASHER, 1/4 plain		2	2					2													
5	STD-160**	WASHER, 1/4 lock		2	2					2													
6	STD-705**	BOLT, 1/4-20 x 11/16 long		2	2					2													
7	STD-860	SCREW, No.10-32 x 5/8 long, fill.hd.		2	2					2													
8	STD-425	WASHER, No.10 plain		2	2					2													
9	STD-670	NUT, No.10-32 self-locking		2	2					2													
10	LW-13181-6-322	HOSE ASSY., Injector to manifold		1	1					1													
11	73751	CLIP, 5/8 ID for 3/16 dia. screw		2	2					2													
12	74278	BRACKET ASSY., Fuel line support		1	1					1													
13	STD-860	SCREW, No.10-32 x 5/8 long, fill.hd.		2	2					2													
14	STD-692	SCREW, No.10-32 x 1/2 long		3	3					3													
15	STD-425	WASHER, No.10 plain		1	1					1													
16	STD-670	NUT, No.10-32 self-locking		3	3					3													
17	STD-8	WASHER, 1/4 plain		1	1					1													
18	STD-160	WASHER, 1/4 internal lock		1	1					1													
19	STD-1875	BOLT, 1/4-20 x 13/16 long, hex.hd.		1	1					1													
20	LW-12098-0-230	TUBE ASSY., Fuel manifold to nozzle, cyls. 1,2,7,8		4	4					4													
21	LW-12098-0-170	TUBE ASSY., Fuel manifold to nozzle, cyls. 3,4,5,6		4	4					4													
22	MS21919-G12	CLIP, 3/4 ID for no.10 screw		12	12					12													
23	LW-12516	CLIP, 1/16 ID for no.10 screw		16	16					16													
24	73136	BRACKET, 90°		4	4					4													
25	STD-860	SCREW, No.10-32 x 5/8 long, fill.hd.		8	8					8													
26	STD-670	NUT, 10-32 self-locking		8	8					8													

* - For installations using 74547 fuel pump.
 ** - For installations using LW-13909 fuel pump.

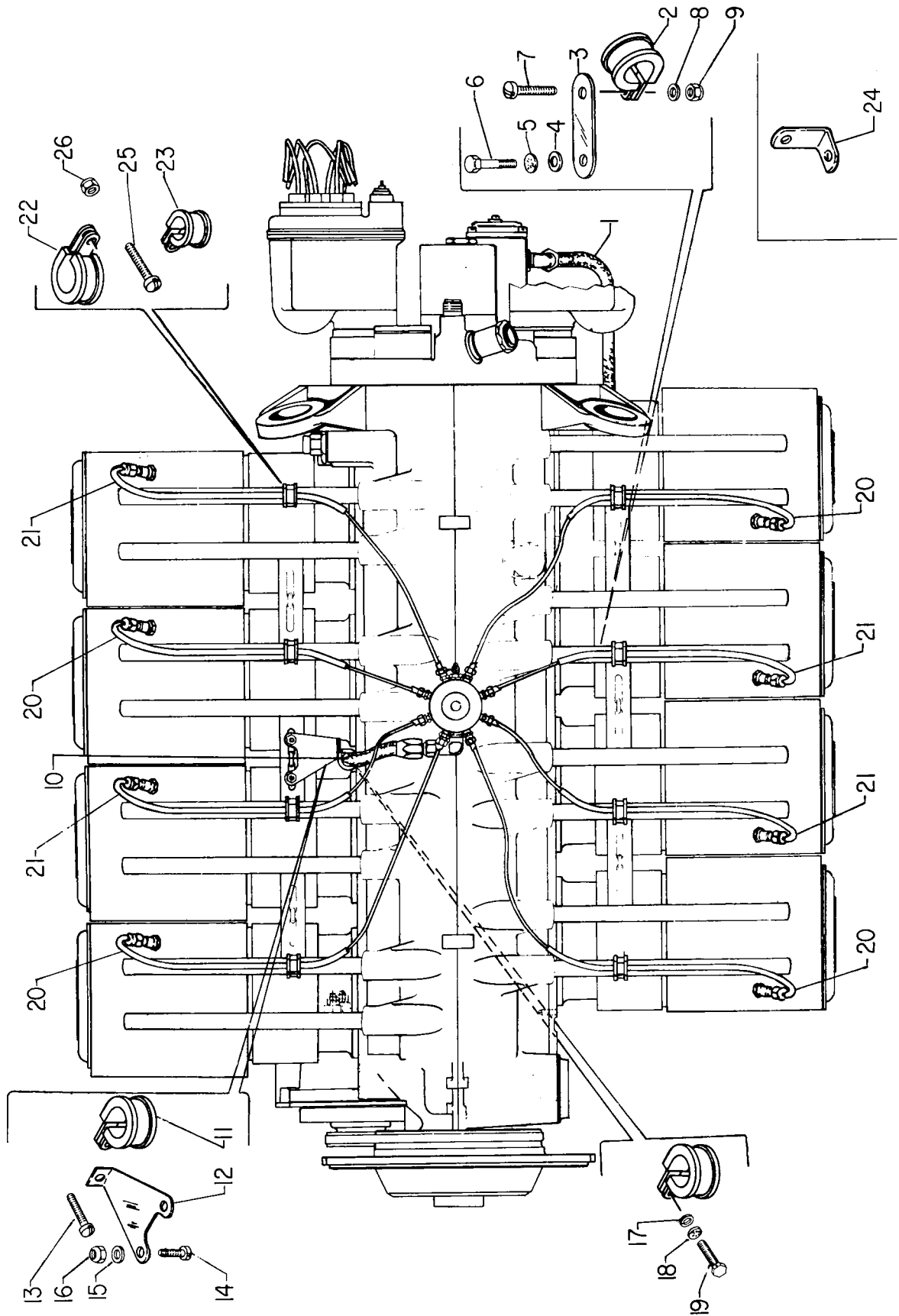


Figure 56 - Lines, Hoses and Parts - A1A, A1B.

LYCOMING IO-720 PARTS CATALOG

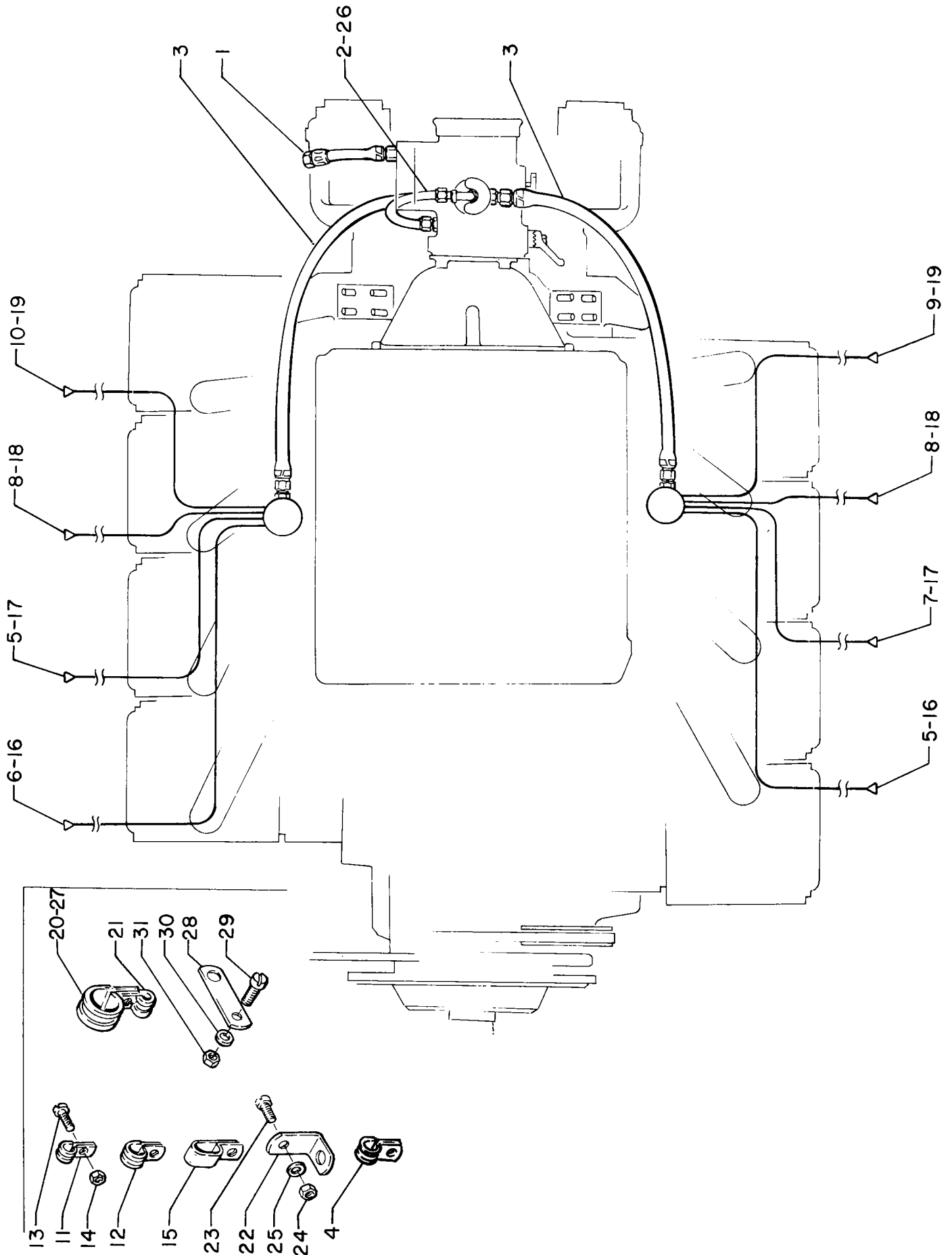


Figure 57 - Lines, Hoses and Parts - B1B, B1BD

LYCOMING IO-720 PARTS CATALOG

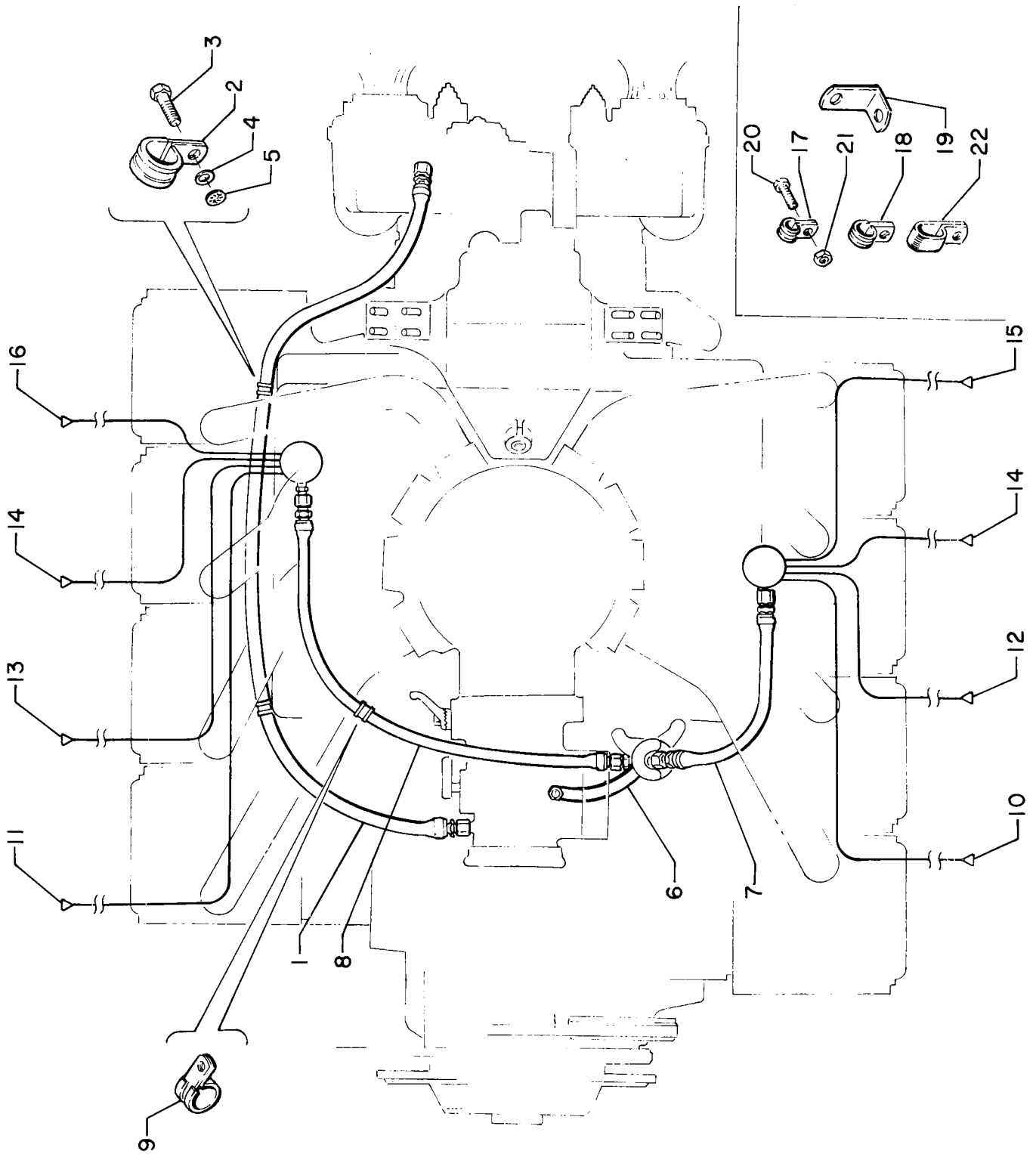


Figure 58 - Lines, Hoses and Parts - C1B

LYCOMING IO-720 PARTS CATALOG

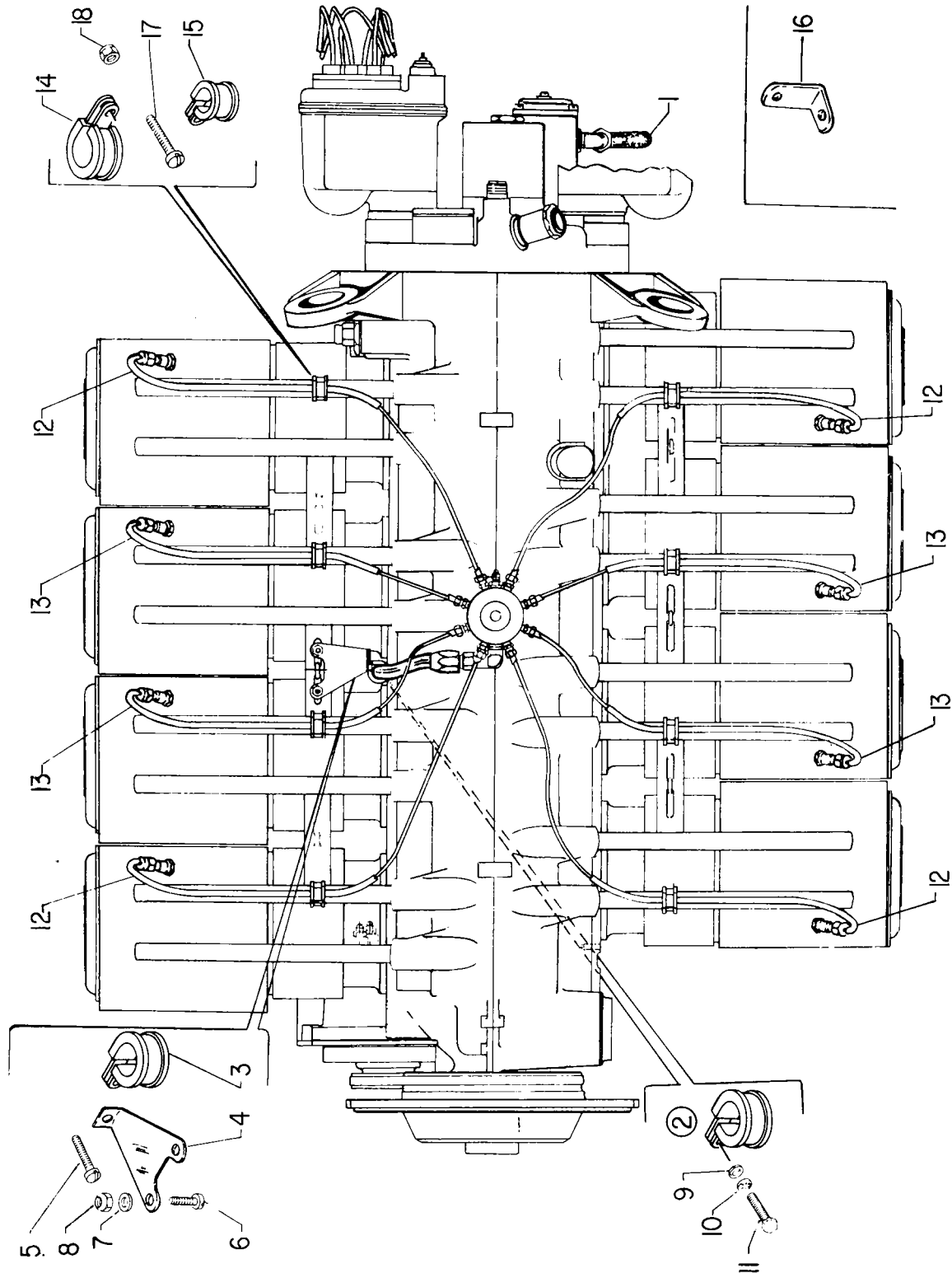


Figure 59 - Lines, Hoses and Parts - D1B

LYCOMING IO-720 PARTS CATALOG

SERVICE KITS SEAL AND GASKET SET

IO-720-A1A, -A1B, -B1B, -C1B, -D1B, STANDARD CYLINDER FLANGE MODEL

PART NUMBER	1 2 3 4 5	DESCRIPTION	QTY.
			PER ENG.
75181-1		SEAL AND GASKET SET	1
1691-C		GASKET, Fuel pump	1
8313		GASKET, Vacuum pump	1
61156		LOCKPLATE, Crankshaft gear	1
LW-14260		SEAL, Tachometer drive	1
61183		GASKET, Accessory adapter	1
62224		GASKET, Magneto adapter	2
62922		SEAL, Shroud tube	32
66732		GASKET, Valve rocker shaft	16
67193		GASKET, Rocker box cover	8
69164		GASKET, Fuel pump adapter	1
69551		GASKET, Accessory drive adapter	1
70455		GASKET	1
70457		GASKET, Oil filler extension	1
71481		RING, Oil seal	8
71973		GASKET, Intake pipe	8
72053		GASKET, Governor	1
72075		SEAL, Oil	10
72078		LOCKPLATE, Camshaft gear	2
72091		RING, Oil seal	2
72119		GASKET, Oil sump	1
72312		RING, Oil seal	1
72711		RING, Oil seal,intake pipes	8
72829		LOCKPLATE, Fuel pump idler gear shaft	1
73032		GASKET, Air inlet housing	1
73383		LOCKPLATE, Alternator and generator bracket	2
75118		GASKET, Exhaust flange	16
73817		LOCKPLATE, Magneto drive gear shaft	2
73818		GASKET, Exhaust flange	1
LW-12681		LOCKPLATE, Magneto drive gear shaft	2
73830		GASKET, Oil pressure housing	1
74305		SEAL, Crankshaft oil	1
76510		GASKET, Annular	1
STD-294		GASKET, Annular	1
STD-295		GASKET, Spark plug	16
STD-1002		RING, Oil seal	6
STD-1045		GASKET, Annular (maximum 2 pcs.)	un
MS29512-6		SEAL, Oil	1
STD-208		SEAL, Oil	1
STD-213		SEAL, Oil	1
78443		SEAL, Crankshaft oil	1
68315		GASKET, Accessory drive adapter	1
71450		GASKET, Rocker box cover	8
72210		GASKET, Air throttle housing	1
72220		GASKET, Oil filler extension	1
74756		GASKET, Exhaust flange	16
MS29512-8		SEAL, Oil	1
LW-12776		GASKET, Oil filler adapter	1
LW-12777		GASKET, Oil filter base	1
STD-111		GASKET	1

LYCOMING IO-720 PARTS CATALOG

SERVICE KITS SEAL AND GASKET SET

IO-720-A1B, -B1B, -B1BD, -D1B, WIDE CYLINDER FLANGE MODELS

PART NUMBER	1 2 3 4 5	DESCRIPTION	QTY. PER ENG.
LW-15423		SEAL AND GASKET SET	1
LW-12681		GASKET, Magneto	1
LW-14260		GASKET, Tachometer drive	1
MS29512-4		SEAL, Oil	1
MS29512-6		SEAL, Oil	1
MS29512-10		SEAL, Oil	2
STD-111		GASKET	1
STD-208		SEAL, Oil	1
STD-213		SEAL, Oil	1
STD-294		GASKET, Annular (maximum 2 pcs.)	un
STD-1002		RING, Oil seal	6
STD-1045		GASKET, Annular	2
8313		GASKET, Vacuum pump	1
62922		SEAL, Shroud tube	32
66732		GASKET, Valve rocker shaft cover	16
69164		GASKET, Fuel pump adapter	1
70455		GASKET, .030-.040 thick	1
70457		GASKET, Oil filter extension	1
71450		GASKET, Rocker box cover	8
71481		RING, Oil seal	8
71973		GASKET, Intake pipe	8
72053		GASKET, Gov.	1
72078		LOCKPLATE, Camshaft gear	2
72091		RING, Oil seal	2
72119		GASKET, Oil sump	1
72210		GASKET, Air throttle housing	1
72312		RING, Oil seal	1
72711		RING, Oil seal,intake pipe	8
73032		GASKET, Air inlet housing	1
73383		LOCKPLATE, Alternator and generator bracket	2
73818		GASKET, Accessory housing	1
74756		GASKET, Exhaust flange	16
78443		SEAL, Crankshaft	1
1691-C		GASKET, Fuel pump	1
61156		LOCKPLATE, Crankshaft gear	1
61183		GASKET, Accessory adapter	1
62224		GASKET, Magneto adapter	2
67193		GASKET, Rocker box cover	8
68315		GASKET, Accessory drive adapter	1
69551		GASKET, Accessory drive adapter	1
72829		LOCKPLATE, Fuel pump idler gear shaft	1
73817		LOCKPLATE, Magneto drive gear shaft	2
73830		GASKET, Oil pressure housing	1
75118		GASKET, Exhaust flange	16
LW-12776		GASKET, Oil filter adapter !	1
LW-12777		GASKET, Oil filler base	1
MS9068-009		SEAL, Oil	2

LYCOMING IO-720 PARTS CATALOG

SERVICE KITS CYLINDER, PISTON AND RING KIT IO-720-A1A, -D1B, STANDARD CYLINDER FLANGE MODELS

PART NUMBER	1 2 3 4 5	DESCRIPTION	QTY.
			PER ENG.
75048		CYLINDER, PISTON AND RING KIT,	1
72050		KEY, Valve	2
60828		PLUG, Piston pin	2
62922		SEAL, Shroud tube	4
66732		GASKET, Valve rocker shaft cover	2
67112		ROCKER ASSEMBLY, Exhaust valve	1
67113		ROCKER ASSEMBLY, Intake valve	1
67193		GASKET, Rocker box cover	1
LW-13321		SEAT, Valve spring lower	1
LW-11796		SPRING, Valve,outer	2
69532		SEAT, Valve spring	1
LW-11797		SPRING, Valve,auxiliary	2
72626		SHAFT, Valve rocker	2
69457		RING, Piston,oil regulating,chrome	1
LW-14077		PIN, Piston	1
71481		RING, Oil seal	1
71549		WASHER, Valve rocker	2
74241		RING, Piston,compression,chrome	3
74802		VALVE, Exhaust,rotator type,inconel	1
LW-13322		SEAT, Valve spring,lower	1
LW-10076		SEAT, Valve spring	1
LW-12949		VALVE, Intake,large rotator	1
73264		PISTON, Compression ratio 8.7:1 (4-ring)	1
74563		CYLINDER AND HEAD ASSEMBLY, Nitrided	1
MS13997-3		KEY, Valve	2
MS13998-3		CAP, Valve stem	1
62388		CAP, Valve stem	1
STD-160		WASHER, Internal lock,1/4 in.	4
STD-1411		NUT, Plain,1/4-20	4
STD-1925		SCREW, Fill.hd.,self-locking	9
STD-1215		BOLT	2
LW-11775		PLUG, Piston pin	2
SSP2272		TAG	1

NOTE

Nitrided cylinder assembly, chrome rings, 4 ring piston, 1/2 inch inconel exhaust valve.

LYCOMING IO-720 PARTS CATALOG

SERVICE KITS CYLINDER, PISTON AND RING KIT IO-720-A1A, -D1B, STANDARD CYLINDER FLANGE MODELS

PART NUMBER	DESCRIPTION	QTY.
		PER ENG.
75182	CYLINDER, PISTON AND RING KIT,	1
60009	KEY, Valve	2
60828	PLUG, Piston pin	2
62922	SEAL, Shroud tube	2
66731	COVER, Valve rocker shaft	2
66732	GASKET, Valve rocker shaft cover	2
67193	GASKET, Rocker box cover	1
LW-13321	SEAT, Valve spring,lower	1
LW-11796	SPRING, Valve outer	2
LW-10077	SEAT, Valve spring	1
LW-11797	SPRING, Valve auxiliary	2
69457	RING, Piston,oil reg.expander type (chrome)	1
LW-14077	PIN, Piston	1
71265	ROCKER ASSEMBLY, Exhaust valve	1
71266	ROCKER ASSEMBLY, Intake valve	1
71481	RING, Oil seal	1
71549	WASHER, Valve rocker,thrust	2
72626	SHAFT, Valve rocker	2
73111	VALVE, Exhaust,rotator type	1
LW-13322	SEAT, Valve spring lower	1
LW-10076	SEAT, Valve spring,rotator type	1
LW-12949	VALVE, Intake,large rotator type	1
73264	PISTON, Compression ratio 8.7:1 (4-ring)	1
73948	CYLINDER AND HEAD ASSEMBLY, Nitrided	1
74241	RING, Piston,compression (chrome)	3
MS13997-3	KEY, Valve	2
MS13998-3	CAP, Valve stem	1
STD-8	WASHER, Plain	1
STD-160	WASHER, Internal lock	4
STD-1411	NUT, Plain	4
STD-1925	SCREW, Fill.hd.,self-locking	8
STD-1874	SCREW, Fill.hd.,self-locking	1
STD-1215	BOLT	2
LW-11775	PLUG, Piston pin	2
SSP2272	TAG	1

NOTE

Nitrided cylinder assembly, chrome rings, 4 ring piston.

LYCOMING IO-720 PARTS CATALOG

SERVICE KITS

CYLINDER, PISTON AND RING KIT

IO-720-A1A, -D1B, STANDARD CYLINDER FLANGE MODEL

PART NUMBER	1 2 3 4 5	DESCRIPTION	QTY. PER ENG.
77323		CYLINDER, PISTON AND RING KIT,	1
72050		KEY, Valve	2
60828		PLUG, Piston pin	2
62922		SEAL, Shroud tube	4
66731		COVER, Valve rocker shaft	2
66732		GASKET, Valve rocker shaft cover	2
67112		ROCKER ASSEMBLY, Exhaust valve	1
67113		ROCKER ASSEMBLY, Intake valve	1
67193		GASKET, Rocker box cover	1
LW-13321		SEAT, Valve spring,lower	1
LW-11796		SPRING, Valve,outer	1
69532		SEAT, Valve spring	1
LW-11797		SPRING, Valve,auxiliary	2
72626		SHAFT, Valve rocker	2
73857		RING, Piston,oil reg.expander type (chrome)	1
LW-14077		PIN, Piston	1
71481		RING, Oil seal	1
71549		WASHER, Valve rocker	2
74241		RING, Piston,top compression,chrome	2
74802		VALVE, Exhaust,rotator type,inconel	1
LW-13322		SEAT, Valve spring,lower	1
LW-10076		SEAT, Valve spring,rotator type	1
LW-12949		VALVE, Intake	1
LW-10207-S		PISTON, Comp.ratio,8.7:1 (3-ring)	1
74563		CYLINDER AND HEAD ASSEMBLY (Nitrided)	1
MS13997-3		KEY, Valve,rotator type	2
MS13998-3		CAP, Valve stem	1
62388		CAP, Valve stem	1
STD-160		WASHER, Internal lock,1/4 in.	4
STD-1411		NUT, Plain,1/4-20	4
STD-1925		SCREW, Fill.hd.,self-locking	9
STD-1215		BOLT	2
LW-11775		PLUG, Piston pin	2
SSP2272		TAG	1

NOTE

Nitrided cylinder barrel, chrome rings, 3 ring piston, 1/2 inch inconel exhaust valve.

LYCOMING IO-720 PARTS CATALOG

SERVICE KITS

CYLINDER, PISTON AND RING KIT

IO-720-A1A, -A1B, -D1B, STANDARD CYLINDER FLANGE MODEL

REF. NO.	PART NUMBER	1 2 3 4 5	DESCRIPTION	QTY. PER ENG.	MODEL USAGE
	77332		CYLINDER, PISTON AND RING KIT,	1	
	72050		KEY, Valve	2	
	60828		PLUG, Piston pin	2	
	62922		SEAL, Shroud tube	2	
	66731		COVER, Valve rocker shaft	2	
	66732		GASKET, Valve rocker shaft cover	2	
	67193		GASKET, Rocker box cover	1	
	LW-13321		SEAT, Valve spring,lower	1	
	LW-11796		SPRING, Valve,outer	2	
	69532		SEAT, Valve spring	1	
	LW-11797		SPRING, Valve auxiliary	2	
	73857		RING, Piston,oil reg.,expander type (chrome)	1	
	71265		ROCKER ASSEMBLY, Exhaust valve	1	
	71266		ROCKER ASSEMBLY, Intake valve	1	
	71481		RING, Oil seal	1	
	71549		WASHER, Valve rocker,thrust	2	
	72626		SHAFT, Valve rocker	2	
	73111		VALVE, Exhaust,rotator type	1	
	LW-13322		SEAT, Valve spring,lower	1	
	LW-10076		SEAT, Valve spring,rotator type	1	
	LW-12949		VALVE, Intake,large rotator type	1	
	LW-10207-S		PISTON, Comp.ratio,8.7:1 (3-ring)	1	
	73948		CYLINDER AND HEAD ASSEMBLY, Nitrided	1	
	74241		RING, Piston,top compression (chrome)	2	
	MS13997-3		KEY, Valve,rotator type	2	
	MS13998-3		CAP, Valve stem	1	
	62388		CAP, Valve stem	1	
	STD-8		WASHER, Plain,1/4 in.	1	
	STD-160		WASHER, Internal lock,1/4 in.	4	
	STD-1411		NUT, Plain,1/4-20	4	
	STD-1925		SCREW, Fill.hd.,self-locking	8	
	STD-1874		SCREW, Fill.hd.,self-locking	1	
	STD-1215		BOLT	1	
	LW-14077		PIN, Piston	1	
	LW-11775		PLUG, Piston pin	2	
	SSP2272		TAG	1	

NOTE

Nitrided cylinder barrel, chrome rings, 3 ring piston.

LYCOMING IO-720 PARTS CATALOG

SERVICE KITS

CYLINDER, PISTON AND RING KIT
IO-720-B1B, -C1B, STANDARD CYLINDER FLANGE MODELS

PART NUMBER	DESCRIPTION	QTY.				
		1	2	3	4	5
LW-13390	CYLINDER, PISTON AND RING KIT,					1
72050	KEY, Valve					2
60828	PLUG, Piston pin					2
62922	SEAL, Shroud tube					4
66732	GASKET, Valve rocker shaft cover					2
LW-13321	SEAT, Valve spring,lower					1
LW-14077	PIN, Piston					1
71266	ROCKER ASSEMBLY, Intake valve					1
71450	GASKET, Rocker box cover					1
71481	RING, Oil seal					1
71549	WASHER, Valve rocker thrust					2
72242	COVER ASSEMBLY, Rocker box					1
72626	SHAFT, Valve rocker					2
72709	SCREW, Self-sealing,1/4-20 x 5/8 in.long					2
72710	COVER, Valve rocker shaft					1
73111	VALVE, Exhaust					1
LW-13322	SEAT, Valve spring,lower					1
LW-12949	VALVE, Intake,large rotator type					1
73857	RING, Piston,oil reg.,expander type (chrome)					1
74241	RING, Piston,top compression (chrome)					2
74494	PLATE, Spark plug reach,caution					1
LW-10076	SEAT, Valve spring,rotator type					1
69532	SEAT, Valve spring					1
LW-10207-S	PISTON, Comp.ratio,8.7:1 (3-ring)					1
LW-12702	ROCKER ASSEMBLY, Exhaust valve					1
LW-11796	SPRING, Valve,outer					2
LW-11797	SPRING, Valve,auxiliary					2
76190	CYLINDER ASSEMBLY, Nitrided					1
MS13997-3	KEY, Valve,rotator type					2
MS13998-3	CAP, Valve stem					1
62388	CAP, Valve stem					1
STD-8	WASHER, Plain,1/4 in.					1
STD-160	WASHER, Internal lock,1/4 in.					4
STD-1215	BOLT					2
STD-1411	NUT, Plain,1/4-20					4
STD-1874	SCREW, Fill.hd.,self-locking					1
STD-1925	SCREW, Fill.hd.,self-locking					9
LW-11775	PLUG, Piston pin					2
SSP2272	TAG					1

NOTE

Nitrided cylinder assembly, standard 1/2 inch exhaust valve.

LYCOMING IO-720 PARTS CATALOG

SERVICE KITS

CYLINDER, PISTON AND RING KIT

IO-720-B1B, -C1B, STANDARD CYLINDER FLANGE MODELS

REF. NO.	PART NUMBER	1 2 3 4 5	DESCRIPTION	QTY. PER ENG.	MODEL USAGE
	LW-13391		CYLINDER, PISTON AND RING KIT,	1	
	72050		KEY, Valve	2	
	60828		PLUG, Piston pin	2	
	62922		SEAL, Shroud tube	4	
	66732		GASKET, Valve rocker shaft cover	2	
	LW-13321		SEAT, Valve spring lower	1	
	LW-14077		PIN, Piston	1	
	71266		ROCKER ASSEMBLY, Intake valve	1	
	71450		GASKET, Rocker box cover	1	
	71481		RING, Oil seal	1	
	71549		WASHER, Valve rocker, thrust	2	
	72242		COVER ASSEMBLY, Rocker box	1	
	72626		SHAFT, Valve rocker	2	
	72709		SCREW, Self-sealing, 1/4-20 x 5/8 in. long	4	
	72710		COVER, Valve rocker shaft	2	
	LW-13322		SEAT, Valve spring, lower	1	
	LW-12949		VALVE, Intake, large rotator type	1	
	73857		RING, Piston, oil reg. expander type (chrome)	1	
	74241		RING, Piston, top compression (chrome)	2	
	74494		PLATE, Spark plug reach caution	1	
	74802		VALVE, Exhaust, inconel	1	
	LW-10076		SEAT, Valve spring, rotator type	1	
	69532		SEAT, Valve spring	1	
	LW-10207-S		PISTON, Comp. ratio, 8.7:1 (3-ring)	1	
	LW-12702		ROCKER ASSEMBLY, Exhaust valve	1	
	LW-11796		SPRING, Valve, outer	2	
	LW-11797		SPRING, Valve, auxiliary	2	
	75415		CYLINDER AND HEAD ASSEMBLY (Nitrided)	1	
	MS13997-3		KEY, Valve (rotator type)	2	
	MS13998-3		CAP, Valve stem	1	
	62388		CAP, Valve stem	1	
	STD-8		WASHER, Plain, 1/4 in.	1	
	STD-160		WASHER, Internal lock, 1/4 in.	4	
	STD-1215		BOLT	2	
	STD-1411		NUT, Plain, 1/4-20	4	
	STD-1874		SCREW, Fill. hd., self-locking	1	
	STD-1925		SCREW, Fill. hd., self-locking	9	
	LW-11775		PLUG, Piston pin	2	
	SSP2272		TAG	1	

NOTE

! Nitrided cylinder assembly, inconel exhaust valve, long reach spark plug.

LYCOMING IO-720 PARTS CATALOG

SERVICE KITS CYLINDER, PISTON AND RING KIT IO-720-A1B, STANDARD CYLINDER FLANGE MODELS

PART NUMBER	1 2 3 4 5	DESCRIPTION	QTY.
			PER ENG.
LW-13932		CYLINDER, PISTON AND RING KIT,	1
72050		KEY, Valve	2
60828		PLUG, Piston pin	2
72922		SEAL, Shroud tube	4
66731		COVER, Valve rocker shaft	2
66732		GASKET, Valve rocker shaft cover	2
71265		ROCKER ASSEMBLY, Exhaust valve	1
71266		ROCKER ASSEMBLY, Intake valve	1
67193		GASKET, Rocker box cover	1
LW-13321		SEAT, Valve spring,lower	1
68795		COVER ASSEMBLY, Rocker box	1
71481		RING, Oil seal	1
71549		WASHER, Valve rocker,thrust	2
72626		SHAFT, Valve rocker	2
73857		RING, Piston,oil reg.expander type (chrome)	1
LW-13322		SEAT, Valve spring,lower	1
LW-12949		VALVE, Intake,large rotator type	1
74241		RING, Piston,top compression (chrome)	2
74802		VALVE, Exhaust,inconel	1
LW-10076		SEAT, Valve spring,rotator type	1
69532		SEAT, Valve spring	1
LW-11775		PLUG, Piston pin	2
LW-11796		SPRING, Valve,outer	2
LW-11797		SPRING, Valve,auxiliary	2
LW-10207-S		PISTON, Comp.ratio,8.7:1 (3-ring)	1
LW-14077		PIN, Piston	1
75717		CYLINDER AND HEAD ASSEMBLY, (Nitrided, long reach plugs)	1
MS13997-3		KEY, Valve,rotator type	2
MS13998-3		CAP, Valve stem	1
STD-160		WASHER, Internal lock,1/4 in.	4
STD-1411		NUT, Plain,1/4-20	4
STD-1215		BOLT	2
STD-1925		SCREW, Fill.hd.,self-locking	8
62388		CAP, Valve stem	1

NOTE

Nitrided cylinder assembly, inconel exhaust valve, large rotator intake valve, long reach spark plugs.

LYCOMING IO-720 PARTS CATALOG

SERVICE KITS CYLINDER, PISTON AND RING KIT IO-720-B1B and -B1BD, WIDE CYLINDER FLANGE MODELS

PART NUMBER	1 2 3 4 5	DESCRIPTION	QTY. PER ENG.
LW-15425		CYLINDER, PISTON AND RING KIT,	1
LW-10076		SEAT, Valve spring (rotator)	1
LW-10207-S		PISTON	1
73111		VALVE	1
LW-11796		SPRING, Valve,outer	2
LW-11797		SPRING, Valve,auxiliary	2
LW-12702		ROCKER ASSEMBLY, Exhaust valve	1
LW-13321		SEAT, Valve spring lower,intake	1
LW-13322		SEAT, Valve spring lower,exhaust	1
LW-13622		VALVE, Intake,rotator type	1
LW-14077		PIN, Piston	1
LW-12997		CYLINDER ASSEMBLY, Nitrided	1
MS13997-3		KEY, Valve (rotator type)	2
MS13998-3		CAP, Valve stem	1
STD-8		WASHER, Plain	2
STD-160		WASHER, Internal lock	2
STD-1215		BOLT	2
STD-1925		SCREW, Fill.hd.,self-locking	9
60828		PLUG, Piston	2
62388		CAP, Valve stem	1
62922		SEAL, Shroud tube	4
66732		GASKET, Valve rocker shaft cover	2
69532		SEAT, Valve spring	1
71195		BOX, Set up	1
71266		ROCKER ASSEMBLY, Intake valve	1
71450		GASKET, Rocker box cover	1
71481		RING, Oil seal	1
71549		WASHER, Valve rocker thrust	2
72050		KEY	2
72242		COVER ASSEMBLY, Rocker box	1
72626		SHAFT, Valve rocker	2
72709		SCREW, 1/4-20 x .63 long,self-sealing	4
72710		COVER, Valve rocker shaft	2
73857		RING, Piston,oil regulating	1
74241		RING, Piston,top compression	2
74494		PLATE, Spark plug caution	1

NOTE

Nitrided cylinder assembly, standard 1/2 inch exhaust guide, long reach spark plug.

LYCOMING IO-720 PARTS CATALOG

SERVICE KITS CYLINDER, PISTON AND RING KIT IO-720-B1B and -B1BD, WIDE CYLINDER FLANGE MODELS

PART NUMBER	1 2 3 4 5	DESCRIPTION	QTY.
			PER ENG.
LW-15426		CYLINDER, PISTON AND RING KIT,	1
LW-10076		SEAT, Valve spring (rotator)	1
LW-10207-S		PISTON	1
LW-11167		VALVE	1
LW-11796		SPRING, Valve,outer i	2
LW-11797		SPRING, Valve,auxiliary	2
LW-12702		ROCKER ASSEMBLY, Exhaust valve	1
LW-13321		SEAT, Valve spring lower,intake	1
LW-13322		SEAT, Valve spring lower,exhaust	1
LW-13622		VALVE, Intake,rotator type	1
LW-14077		PIN, Piston	1
LW-14958		CYLINDER ASSEMBLY, Nitrided	1
MS13997-3		KEY, Valve (rotator type)	2
MS13998-3		CAP, Valve stem	1
STD-8		WASHER, Plain	2
STD-160		WASHER, Internal lock	2
STD-1215		BOLT	2
STD-1925		SCREW, Fill.hd.,self-locking	9
60828		PLUG, Piston	2
62388		CAP, Valve stem	1
62922		SEAL, Shroud tube	4
66732		GASKET, Valve rocker shaft cover	2
69532		SEAT, Valve spring	1
71195		BOX, Set up	1
71266		ROCKER ASSEMBLY, Intake valve	1
71450		GASKET, Rocker box cover	1
71481		RING, Oil seal	1
71549		WASHER, Valve rocker thrust	2
72050		KEY	2
72242		COVER ASSEMBLY, Rocker box	1
72626		SHAFT, Valve rocker	2
72709		SCREW, 1/4-20 x .63 long,self-sealing	4
72710		COVER, Valve rocker shaft	2
73857		RING, Piston,oil regulating	1
74241		RING, Piston,top compression	2
74494		PLATE, Spark plug caution	1

NOTE

Nitrided cylinder assembly, ni-resist guide, long reach spark plug.

LYCOMING IO-720 PARTS CATALOG

SERVICE KITS CYLINDER, PISTON AND RING KIT IO-720-A1B and -D1B, WIDE CYLINDER FLANGE MODELS

PART NUMBER	1 2 3 4 5	DESCRIPTION	QTY. PER ENG.
LW-15465		CYLINDER, PISTON AND RING KIT,	1
MS13997-3		KEY, Valve (rotator type)	2
MS13998-3		CAP, Valve stem	1
STD-8		WASHER, Plain	1
STD-160		WASHER, Internal lock	4
STD-1215		BOLT, 1/4-20 x 1.25 long,hex.hd.	2
STD-1411		NUT, Plain,1/4-20	4
STD-1874		SCREW, Fill.hd.,self-locking	1
STD-1925		SCREW, Fill.hd.,self-locking	8
LW-10076		SEAT, Valve spring,upper,exhaust	1
LW-10207-S		PISTON (3-ring)	1
LW-11167		VALVE, Exhaust,nimonic	1
LW-11796		SPRING, Valve,outer	2
LW-11797		SPRING, Valve,auxiliary	2
LW-12988		CYLINDER ASSEMBLY, Nitrided	1
LW-13321		SEAT, Valve spring,lower,int.	1
LW-13322		SEAT, Valve spring,lower,exh.	1
LW-13622		VALVE, Intake (rotator type)	1
LW-14077		PIN, Piston	1
60828		PLUG, Piston pin	2
62388		CAP, Valve stem	1
62922		SEAL, Shroud tube	4
66731		COVER, Valve rocker shaft	2
66732		GASKET, Valve rocker shaft cover	2
67193		GASKET, Rocker box cover	1
68795		COVER, Rocker box	1
69532		SEAT, Valve spring	1
71195		BOX, Set up	1
71265		ROCKER ASSEMBLY, Exhaust valve	1
71266		ROCKER ASSEMBLY, Intake valve	1
71481		RING, Oil seal	1
71549		WASHER, Valve rocker thrust	2
72050		KEY, Valve	2
72626		SHAFT, Valve rocker	2
73857		RING, Piston,oil reg.	1
74241		RING, Piston,compression	2
74494		PLATE, Spark plug caution	1

NOTE

Nitrided cylinder assembly, nimonic exhaust valve, long reach spark plug.

LYCOMING IO-720 PARTS CATALOG

SERVICE KITS

CYLINDER, PISTON AND RING KIT IO-720-A1B and -D1B, WIDE CYLINDER FLANGE MODELS

PART NUMBER	1 2 3 4 5	DESCRIPTION	QTY. PER ENG.
LW-15464		CYLINDER, PISTON AND RING KIT	1
MS13997-3		KEY, Valve (rotator type)	2
MS13998-3		CAP, Valve stem	1
STD-8		WASHER, Plain	1
STD-160		WASHER, Internal lock	4
STD-1215		BOLT, 1/4-20 x 1.25 long,hex.hd.	2
STD-1411		NUT, Plain,1/4-20	4
STD-1874		SCREW, Fill.hd.,self-locking	1
STD-1925		SCREW, Fill.hd.,self-locking	8
LW-10076		SEAT, Valve spring,upper,exh.	1
LW-10207-S		PISTON, (3-ring)	1
LW-11796		SPRING, Valve outer	2
LW-11797		SPRING, Valve,auxiliary	2
LW-15438		CYLINDER ASSEMBLY, Nitrided	1
LW-13321		SEAT, Valve spring,lower,int.	1
LW-13322		SEAT, Valve spring,lower exh.	1
LW-13622		VALVE, Intake (rotator type)	1
LW-14077		PIN, Piston	1
60828		PLUG, Piston pin	2
62388		CAP, Valve stem	1
62922		SEAL, Shroud tube	4
66731		COVER, Valve rocker shaft	2
66732		GASKET, Valve rocker shaft cover	2
67193		GASKET, Rocker box cover	1
68795		COVER, Rocker box	1
69532		SEAT, Valve spring	1
71195		BOX, Set up	1
71265		ROCKER ASSEMBLY, Exhaust valve	1
71266		ROCKER ASSEMBLY, Intake valve	1
71481		RING, Oil seal	1
71549		WASHER, Valve rocker thrust	2
72050		KEY, Valve	2
72626		SHAFT, Valve rocker	2
73111		VALVE, Exhaust	1
73857		RING, Piston,oil reg.	1
74241		RING, Piston,compression	2
74494		PLATE, Spark plug caution	1

NOTE

Nitrided cylinder assembly, standard 1/2 inch exhaust guide, long reach spark plug.

LYCOMING IO-720 PARTS CATALOG

SECTION 8 PARTS SUPERSEDURES

SECTION 1

i

Part No.	Superseded by	Name	Remarks
Reference Page 1-1			
LW-11574	LW-13766	Crankcase Assembly	Improved crankcase casting.
LW-10143	LW-11574	Crankcase Assembly	Changed to straight main bearing dowels.
77265	LW-10143	Crankcase Assembly	To incorporate snap-in type crankshaft oil seal.
76618	77265	Crankcase Assembly	To incorporate adj. oil pressure relief valve.
75493	76618	Crankcase Assembly	Eliminates need for external vents at rocker covers.
74424	75493	Crankcase Assembly	Doweled crankcase.
74287	74424	Crankcase Assembly	To provide strengthened crankcase. (Heavier bearing saddles.)
LW-12297	LW-13769	Crankcase Assembly	Improved crankcase casting.
LW-12631	LW-13770	Crankcase Assembly	Improved crankcase casting.
LW-13143	LW-13771	Crankcase Assembly	Improved crankcase casting.
LW-13520	LW-13772	Crankcase Assembly	Improved crankcase casting.
69796	LW-10647	Dowel, Crankshaft bearing	Changed from stepped dowel to straight dowel.
Reference Page 1-3			
75759	77527	Extension, Pipe	To incorporate "O" ring part no. 74068.
74313	75759	Extension, Pipe	To incorporate reinforced nylon oil filler tube.
72986	75761	Extension, Oil filler	To incorporate reinforced nylon oil filler tube.
72307	72306	Bracket, Engine mtg.	To eliminate use of dowels with mtg. bracket.
77420	77311	Bracket, Engine mtg.	To eliminate use of dowels with mtg. bracket.
77421	77312	Bracket, Engine mtg.	To eliminate use of dowels with mtg. bracket.
LW-12499	LW-12500	Bracket, Engine mtg.	To eliminate use of dowels with mtg. bracket.

LYCOMING IO-720 PARTS CATALOG

PARTS SUPERSEDURES (CONT.)

SECTION 1 (CONT.)

Part No.	Superseded by	Name	Remarks
77290	77289	Bracket, Engine mtg.	To eliminate use of dowels with mtg. bracket.
77292	77291	Bracket, Engine mtg.	To eliminate use of dowels with mtg. bracket.
76783	76790	Bracket, Engine mtg.	To eliminate use of dowels with mtg. bracket.
Reference Page 1-4			
71714	76529	Plug, Oil press. relief	To incorporate non-adjustable plug.
76163	77808	Valve Assembly	To incorporate valve assy. having hex rather than slot for adjustment.
74303	LW-11575	Bearing, Crankshaft	To incorporate straight main bearing dowels.
78319	LW-13885	Bearing, Crankshaft	Product improvement.
74304	78319	Bearing, Crankshaft	To reduce prop. transfer bearing leakage.
74305	78443	Seal, Crankshaft oil	Product improvement.
Reference Page 1-5			
74125	75310	Crankshaft and Counterweight Assembly	To provide crankshaft assy. without sludge tubes.
74112	75309	Crankshaft Assembly	To provide crankshaft assy. without sludge tubes.
67514	61155	Gear, Crankshaft	To incorporate piston squirt and larger oil pump.
67516	61156	Lockplate, Crankshaft gear	To incorporate piston squirt and larger oil pump.
74740	LW-13879	Camshaft Assembly	Product improvement.
72108	74740	Camshaft Assembly	Product improvement.
74740	LW-13877	Camshaft Assembly	Product improvement.
72180	74740	Camshaft Assembly	Product improvement.
73815	72080	Gear, Camshaft	Product improvement.
74081	74321	Support Assembly	Product improvement.
73642	74081	Support Assembly	To provide clearance with new design crankcase.
Reference Page 1-6			
LW-12740	LW-13171	Support Assembly	To incorporate spray pump drive.

LYCOMING IO-720 PARTS CATALOG

PARTS SUPERSEDURES (CONT.)

SECTION 1 (CONT.)

Part No.	Superseded by	Name	Remarks
Reference Page 1-7			
180-G	72378	Cover, Gov. drive	To incorporate slot which has been machined.
Reference Page 1-8			
LW-10575	LW-13795	Shaft, Crankshaft Idler Gear	To incorporate lockwire instead of lockplates.
68749	68749-1	Shaft, Mag. Drive Gear	To provide clearance with crankshaft idler gear.
Reference Page 1-9			
LW-10954	LW-13194	Belt, Spray pump drive	To incorporate spray pump drive.

Reference Page 1-11

There are no supersedures on Page 1-11.

SECTION 2

Reference Page 2-1

There are no supersedures on Page 2-1.

Reference Page 2-3

73873	61298	Impeller, Oil pump driven	To eliminate look-alike parts.
73872	61297	Impeller, Oil pump driving	To eliminate look-alike parts.

Reference Page 2-5

61154	77309	Bushing, Crankshaft Idler Gear	1/16" shorter than 61154.
74773	74547	Pump, Fuel	Product improvement.
76537	LW-13909	Pump, Fuel	To stabilize idle RPM fuel pressure.

Reference Page 2-11

There are no supersedures on Page 2-11.

Reference Page 2-12

There are no supersedures on Page 2-12.

Reference Page 2-13

There are no supersedures on Page 2-13.

LYCOMING IO-720 PARTS CATALOG

PARTS SUPERSEDURES (CONT.)

SECTION 2 (CONT.)

Part No.	Superseded by	Name	Remarks
Reference Page 2-14			
LW-10450	LW-15546	Drive Assembly	To eliminate possibility of spline interference.
LW-10449	LW-15547	Adapter, Turbo scavenge pump	To eliminate possibility of spline interference.
Reference Page 2-15			
69451	75944	Valve Assembly	To strengthen bypass valve. Stainless steel shaft.

SECTION 3

Part No.	Superseded by	Name	Remarks
Reference Page 3-1			
75059	LW-10646	Conn. Rod Assembly	To incorporate more rigid assembly.
74503	75059	Conn. Rod Assembly	To incorporate more rigid assembly.
74308	74503	Conn. Rod Assembly	To incorporate crimp locking feature.
65819	LW-13923	Bushing	To eliminate need for facing bushing after burnishing.
75509	74309	Bearing	Employing heavier conn. rod assembly.
78203-S	LW-10207-S	Piston	Product improvement.
75617-S	78203-S	Piston	Product improvement.
73264	75617-S	Piston	Product improvement.
LW-13444	LW-14078	Pin	To incorporate new piston pin with pos. identification.
69650	LW-13444	Pin	To incorporate new piston pin with pos. identification.
72446	74241	Ring	Standardize rings.
Reference Page 3-3			
66713	LW-11956	Guide	To incorporate flangeless intake valve guides.
72897	LW-11957	Guide	To incorporate flangeless intake valve guides.
75838	LW-11958	Guide	To incorporate flangeless intake valve guides.
73979	75838	Guide	To incorporate flangeless intake valve guides.

LYCOMING IO-720 PARTS CATALOG

PARTS SUPERSEDURES (CONT.)

SECTION 3 (CONT.)

Part No.	Superseded by	Name	Remarks
Reference Page 3-5			
LW-12949	LW-13622	Valve	To incorporate small intake valve and venturi type seat.
71381	73111	Valve	Product improvement.
74802	LW-11167	Valve	To incorporate nimonic exhaust valve.
68326	LW-11796	Spring	Product improvement.
68328	LW-11797	Spring	Product improvement.
68325	LW-13321	Seat	To incorporate new lower valve spring seat with increased I.D.
73115	LW-10076	Seat	Product improvement.
76290	78290	Plunger Assembly	To reduce failure by removing limited travel tappet.
73062	76290	Plunger Assembly	To incorporate limited travel plunger assemblies.
65074	78524	Socket	Product improvement.
79051	LW-13077	Spring	Product improvement.
66717	79051	Spring	Product improvement.
75773	72255	Shroud Tube Assembly	Product improvement.
68806	72626	Shaft	Product improvement.
67113	71266	Rocker Assembly	Product improvement.
67112	71265	Rocker Assembly	Product improvement.
Reference Page 3-7			
73708	74718	Baffle Assembly	Product improvement.
Reference Page 3-8			
73720	75118	Gasket	To change stud hole from .34 to .40 dia.
67196	73720	Gasket	Part Standardization.

SECTION 4

Reference Page 4-1

61154	77309	Bushing	Part standardization.
-------	-------	---------	-----------------------

LYCOMING IO-720 PARTS CATALOG

PARTS SUPERSEDURES (CONT.)

SECTION 4 (CONT.)

Part No.	Superseded by	Name	Remarks
68874	LW-12136	Cushion	Product improvement.
73627	LW-12707	Adapter	Product improvement.
78292	LW-12681	Gasket	Product improvement.
73709	75418	Mag. and Ignition Harness Assembly	To incorporate hi-output, hi-altitude mags.
73714	75177	Magneto	To incorporate hi-output, hi-altitude mags.
73715	75178	Magneto	To incorporate hi-output, hi-altitude mags.
73737	75180	Ign. Harness Assembly	To incorporate hi-output, hi-altitude mags.
73693	LW-171192	Kit, Mag. terminal switch	Part standardization.
73694	LW-171191	Kit, Mag. terminal switch	Part standardization.
Reference Page 4-5			
61154	77309	Bushing	Part standardization.
68874	LW-12136	Cushion	Material change.
73627	LW-12707	Adapter	Product improvement.
78292	LW-12681	Gasket	Product improvement.
LW-620570-1	LW-620570-4	Ignition Harness Assembly	To incorporate new ignition harness and fuel injector.

Reference Page 4-9

78292	LW-12681	Gasket	Product improvement.
73751	73050	Clip, 3/4 I.D.	Product improvement.

SECTION 5

Reference Page 5-1

78312	LW-14319	Alternator	Product improvement.
LW-13352	LW-14361	Alternator Assembly	Product improvement.
78414	LW-14321	Alternator	Product improvement.
78314	LW-14324	Alternator	Product improvement.
77347	LW-10179	Regulator	Product improvement.

LYCOMING IO-720 PARTS CATALOG

PARTS SUPERSEDURES (CONT.)

SECTION 5 (CONT.)

Part No.	Superseded by	Name	Remarks
Reference Page 5-13			
76533	LW-13039	Bracket	Product improvement.
Reference Page 5-15			
LW-10968	LW-14141	Bracket	Product improvement.
LW-10969	LW-14142	Bracket	Product improvement.
Reference Page 5-16			
There are no supersedures on Page 5-16.			
Reference Page 5-17			
LW-11941	LW-13434	Bracket, Alt.	To correct alt. pulley alignment.
LW-12762	LW-13435	Support, Alt.	To correct alt. pulley alignment.
Reference Page 5-19			
60861	76028	Link, Gen. adjusting	Parts standardization.
Reference Page 5-20			
74793	77879	Starter	To incorporate 24V. starter.
76775	LW-12085	Switch, Magnetic	Product improvement.

SECTION 6

Reference Page 6-1			
There are no supersedures on Page 6-1.			
Reference Page 6-3			
There are no supersedures on Page 6-3.			
Reference Page 6-4			
73346	74360	Flange, intake	To incorporate flange with deeper counterbore.
Reference Page 6-5			
74215	74151	Nozzle, Inj.	To incorporate Bendix inj. system.
73393	74215	Nozzle, Inj.	Product improvement.
74358	75286	Manifold Assembly	Product improvement.

LYCOMING IO-720 PARTS CATALOG

PARTS SUPERSEDURES (CONT.)

SECTION 6 (CONT.)

Part No.	Superseded by	Name	Remarks
Reference Page 6-7			
75119	LW-12396	Fuel Injector	To incorporate new fuel inj.
74215	74151	Nozzle, Injector	To incorporate Bendix inj. system.
73393	74215	Nozzle, Injector	Product improvement.
Reference Page 6-9			
74215	74151	Nozzle, Injector	To incorporate Bendix inj. system.
73393	74215	Nozzle, Injector	Product improvement.
74471	LW-12558	Manifold Assembly	Product improvement.
Reference Page 6-11			
74215	74151	Nozzle, Injector	To incorporate Bendix inj. system.
73393	74215	Nozzle, Injector	Product improvement.
Reference Page 6-25			
There are no supersedures on Page 6-25.			
Reference Page 6-27			
74784	LW-13181-6-360	Hose Assembly	Product improvement.
78700	LW-12799-6-380	Hose Assembly	Product improvement.
74784	78700	Hose Assembly	Product improvement.
74463	LW-13181-6-322	Hose Assembly	Product improvement.
LW-12098-1-230	LW-12098-0-230	Tube Assembly	To provide additional clamping for inj. lines.
74413	LW-12098-1-230	Tube Assembly	To provide additional clamping for inj. lines.
LW-12098-1-170	LW-12098-0-170	Tube Assembly	To provide additional clamping for inj. lines.
Reference Page 6-29			
75692	LW-12799-6-090	Hose Assembly	Product improvement.
76517	LW-12798-4-204	Hose Assembly	Product improvement.
75665	LW-12798-4-190	Hose Assembly	Product improvement.

LYCOMING IO-720 PARTS CATALOG

PARTS SUPERSEDURES (CONT.)

SECTION 6 (CONT.)

Part No.	Superseded by	Name	Remarks
LW-12098-2-264	LW-12098-2-276	Tube Assembly	Product improvement.
76357	LW-12098-3-340	Tube Assembly	Product improvement.
LW-12098-2-216	LW-12098-2-210	Tube Assembly	Product improvement.
LW-12098-3-310	LW-12098-3-296	Tube Assembly	Product improvement.
76356	LW-12098-3-310	Tube Assembly	Product improvement.
LW-12098-2-226	LW-12098-2-230	Tube Assembly	Product improvement.
Reference Page 6-31			
78700	LW-12799-6-380	Hose Assembly	Product improvement.
74784	78700	Hose Assembly	Product improvement.
75692	LW-12799-6-090	Hose Assembly	Product improvement.
73319	LW-12798-4-074	Hose Assembly	Product improvement.
75431	LW-12878-4-176	Hose Assembly	Product improvement.
LW-12098-4-264	LW-12098-2-276	Tube Assembly	Product improvement.
76356	LW-12098-3-310	Tube Assembly	Product improvement.
Reference Page 6-33			
75692	LW-12799-6-090	Hose Assembly	Product improvement.
LW-12098-1-230	LW-12098-0-230	Tube Assembly	Remove one sleeve.
74413	LW-12098-1-230	Tube Assembly	Product improvement.
LW-12098-1-170	LW-12098-0-170	Tube Assembly	Remove one sleeve.

LYCOMING IO-720 PARTS CATALOG

NUMERICAL INDEX

PART NO.	PART NAME	PAGE NO.	PART NO.	PART NAME	PAGE NO.
AN310-7	Nut	5-16	LW-10297	Gear Assembly	1-8
AN4076-1	Fitting	3-3	LW-10307	Gear Assembly	2-11
AN456AD4-8	Rivet	2-1	LW-10313	Gear Assembly	2-12
AN456AD4-22	Rivet	2-1	LW-10318	Gear Assembly	2-3
AN500-10-16	Screw	2-14	LW-10320	Sleeve	2-15
AN565B1032H5	Set Screw	1-7	LW-10321	Spring	2-15
AN6-12	Bolt	5-15	LW-10324	Gear Assembly	1-8
AN6-12	Bolt	5-17	LW-10329	Shaftgear Assembly	2-5
AN6-12A	Bolt	1-9	LW-10332	Lockplate	1-5
AN6-14	Bolt	5-13	LW-10341	Insert	2-1
AN6-16	Bolt	5-16	LW-10344	Body Assembly	2-3
AN6-17	Bolt	5-17	LW-10350	Adapter Assembly	2-14
AN6-21	Bolt	1-11	LW-10475	Nozzle Assembly	6-7
AN6-30A	Bolt	1-9	LW-10544	Alternator	5-1
AN6-32	Bolt	5-13	LW-10576	Shaft	5-15
AN6-34A	Bolt	1-11	LW-10578	Pulley and Shaft Assy.	5-15
AN7-12	Bolt	5-16	LW-10646	Connecting Rod Assembly	3-1
AN7-14	Bolt	5-16	LW-10647	Dowel	1-1
AN780-2	Nipple	6-5	LW-10799	Spacer	2-5
AN780-2	Nipple	6-7	LW-10921	Housing Assembly	2-1
AN780-2	Nipple	6-9	LW-10924	Housing Assembly	2-1
AN780-2	Nipple	6-11	LW-10952	Shim	1-9
AN791-2	Elbow	6-5	LW-10952	Shim	5-15
AN791-2	Elbow	6-7	LW-10952	Shim	5-17
AN791-2	Elbow	6-9	LW-10966	Alternator	5-1
AN8-14A	Bolt	1-5	LW-10967	Alternator Assembly	5-1
AN814-10L	Plug	2-15	LW-10970	Strut	5-16
AN815-6	Union	6-5	LW-10971	Belt	5-1
AN815-6	Union	6-7	LW-10979	Alternator Assembly	5-1
AN815-6	Union	6-9	LW-11147	Bracket	5-15
AN815-6	Union	6-11	LW-11167	Valve	3-5
AN816-4	Nipple	4-9	LW-11273	Clamp	6-1
AN816-4	Nipple	6-7	LW-11459	Bracket	1-9
AN816-4	Nipple	6-9	LW-11489	Gear Assembly	1-8
AN818-6	Nut	6-25	LW-11575	Bearing	1-4
AN819-6	Sleeve	6-25	LW-11635	Shield	5-17
AN822-6	Elbow	2-5	LW-11685	Housing Assembly	2-1
AN822-6	Elbow	6-7	LW-11713	Spring	1-4
AN822-6-8	Elbow	2-5	LW-11796	Spring	3-5
AN823-4	Elbow	6-9	LW-11797	Spring	3-5
AN825-4	Tee	4-5	LW-11866	Spacer	1-11
AN931-14-20	Grommet	3-7	LW-11956	Guide	3-3
AN932-5	Plug	2-15	LW-11957	Guide	3-3
AN932-5	Plug	6-1	LW-11958	Guide	3-3
AN960-1216	Washer	1-9	LW-12085	Switch	5-20
LW-10076	Seat	3-5	LW-12098-0-134	Tube Assembly	6-29
LW-10179	Regulator	5-1	LW-12098-0-160	Tube Assembly	6-29
LW-10207-S	Piston	3-1	LW-12098-0-170	Tube Assembly	6-27
LW-10284	Gear	1-5	LW-12098-0-170	Tube Assembly	6-33
LW-10294	Gear Assembly	1-8	LW-12098-0-180	Tube Assembly	6-29

LYCOMING IO-720 PARTS CATALOG

NUMERICAL INDEX

PART NO.	PART NAME	PAGE NO.	PART NO.	PART NAME	PAGE NO.
LW-12098-0-200	Tube Assembly	6-29	LW-12707	Adapter	4-5
LW-12098-0-230	Tube Assembly	6-27	LW-12725	Tube Assembly	3-7
LW-12098-0-230	Tube Assembly	6-33	LW-12775	Adapter	2-15
LW-12098-2-194	Tube Assembly	6-29	LW-12776	Gasket	2-15
LW-12098-2-194	Tube Assembly	6-31	LW-12777	Gasket	2-15
LW-12098-2-210	Tube Assembly	6-29	LW-12787	Starter	5-20
LW-12098-2-216	Tube Assembly	6-31	LW-12788	Brace	5-17
LW-12098-2-226	Tube Assembly	6-31	LW-12798-4-074	Hose Assembly	6-31
LW-12098-2-230	Tube Assembly	6-29	LW-12798-4-190	Hose Assembly	6-29
LW-12098-2-264	Tube Assembly	6-31	LW-12798-4-204	Hose Assembly	6-29
LW-12098-2-276	Tube Assembly	6-29	LW-12799-6-090	Hose Assembly	6-29
LW-12098-2-276	Tube Assembly	6-31	LW-12799-6-090	Hose Assembly	6-31
LW-12098-3-296	Tube Assembly	6-29	LW-12799-6-090	Hose Assembly	6-33
LW-12098-3-310	Tube Assembly	6-31	LW-12799-6-380	Hose Assembly	6-27
LW-12098-3-336	Tube Assembly	6-31	LW-12799-6-380	Hose Assembly	6-31
LW-12098-3-340	Tube Assembly	6-29	LW-12877-6-413	Hose Assembly	6-33
LW-12136	Cushion	4-1	LW-12878-4-176	Hose Assembly	6-31
LW-12136	Cushion	4-5	LW-12879-6-380	Hose Assembly	6-29
LW-12186	Nut	3-1	LW-12949	Valve	3-5
LW-12232	Shim	5-17	LW-12988	Cylinder and Head Assy.	3-3
LW-12233	Pulley	5-17	LW-12997	Cylinder and Head Assy.	3-3
LW-12235	Pulley and Shaft Assy.	5-17	LW-13039	Bracket	5-13
LW-12237	Bracket Assembly	5-17	LW-13077	Spring	3-5
LW-12239	Washer	4-5	LW-13140	Plunger	2-15
LW-12396	Fuel Injector	6-7	LW-13141	Plug	2-15
LW-12415	Manifold Assembly	6-7	LW-13171	Support Assembly	1-6
LW-12500	Bracket	1-3	LW-13181-6-322	Hose Assembly	6-27
LW-12516	Clip	6-27	LW-13181-6-360	Hose Assembly	6-27
LW-12516	Clip	6-29	LW-13187	Bearing	1-9
LW-12516	Clip	6-33	LW-13188	Plate	1-9
LW-12538	Gear Assembly	2-12	LW-13189	Shaft	1-9
LW-12540	Adapter Assembly	2-12	LW-13190	Pulley	1-9
LW-12542	Divider Assembly	6-9	LW-13191	Bracket	1-9
LW-12545	Plug	6-3	LW-13194	Belt	1-9
LW-12558	Manifold Assembly	6-9	LW-13226	Nut	4-5
LW-12559	Manifold Assembly	6-9	LW-13226	Nut	4-9
LW-12588	Bushing	3-5	LW-13227	Adapter	4-5
LW-12589	Insert	2-1	LW-13227	Adapter	4-9
LW-12604	Nipple	6-5	LW-13229	Tube Assembly	3-7
LW-12604	Nipple	6-7	LW-13321	Seat	3-5
LW-12604	Nipple	6-11	LW-13322	Seat	3-5
LW-12634	Housing Assembly	6-1	LW-13347	Pulley	5-1
LW-12644	Tube Assembly	6-29	LW-13348	Belt	5-1
LW-12672	Bracket	6-7	LW-13369	Crankshaft Assembly	1-5
LW-12681	Gasket	4-1	LW-13370	Crankshaft and Ct'wt. Assy.	1-5
LW-12681	Gasket	4-5	LW-13430	Baffle Assembly	3-7
LW-12681	Gasket	4-9	LW-13434	Bracket	5-17
LW-12688	Seat	3-3	LW-13435	Support	5-17
LW-12702	Rocker Assembly	3-5	LW-13622	Valve	3-5
LW-12707	Adapter	4-1	LW-13641	Cushion	4-9

LYCOMING IO-720 PARTS CATALOG

NUMERICAL INDEX

PART NO.	PART NAME	PAGE NO.	PART NO.	PART NAME	PAGE NO.
LW-13643	Gear Retainer	4-9	LW-14803	Pipe	6-4
LW-13697	Valve Assembly	4-5	LW-14804	Pipe	6-4
LW-13766	Crankcase Assembly	1-1	LW-14805	Pipe	6-4
LW-13769	Crankcase Assembly	1-1	LW-14806	Pipe	6-4
LW-13770	Crankcase Assembly	1-1	LW-14807	Pipe	6-4
LW-13771	Crankcase Assembly	1-1	LW-14808	Pipe	6-4
LW-13772	Crankcase Assembly	1-1	LW-14809	Flange	6-4
LW-13794	Stud	1-1	LW-14820	Ring	1-5
LW-13795	Shaft	1-8	LW-14830	Bearing	1-4
LW-13877	Camshaft Assembly	1-5	LW-14958	Cylinder and Head Assy.	3-3
LW-13879	Camshaft Assembly	1-5	LW-15438	Cylinder and Head Assy.	3-3
LW-13885	Bearing	1-4	LW-15546	Drive Assembly	2-14
LW-13896	Plug	1-7	LW-15547	Adapter	2-14
LW-13904	Kit	2-15	LW-157208	Kit	4-9
LW-13905	Oil Filter	2-15	LW-171191	Kit	4-1
LW-13909	Pump, Fuel	2-5	LW-171192	Kit	4-1
LW-13923	Bushing	3-1	LW-320298-2	Clip	6-29
LW-14021	Shaft	1-7	LW-320298-2	Clip	6-31
LW-14037	Thermocouple	3-3	LW-320432-1	Clamp	4-9
LW-14057	Clamp	4-9	LW-320476-1	Clamp	4-9
LW-14060	Clamp	4-9	LW-349300-4	Magneto	4-5
LW-14078	Pin	3-1	LW-349320-4	Magneto	4-5
LW-14141	Bracket	5-15	LW-349320-5	Magneto	4-5
LW-14142	Bracket	5-15	LW-349500-ID	Magneto	4-5
LW-14150	Spiral Tubing	4-9	LW-349520-ID	Magneto	4-5
LW-14178	Plug	2-15	LW-382620-51	Magneto	4-9
LW-14248	Spray Pump Drive Assy.	1-9	LW-382698	Kit	4-9
LW-14260	Seal	2-3	LW-382813	Kit	4-9
LW-14291	Bracket	5-13	LW-382920-51	Magneto	4-9
LW-14319	Alternator	5-1	LW-384800-107	Harness	4-9
LW-14321	Alternator	5-1	LW-384800-127	Harness	4-9
LW-14324	Alternator	5-1	LW-385048-201	Magneto	4-9
LW-14361	Alternator Assembly	5-1	LW-385148-201	Magneto	4-9
LW-14443	Valve Assembly	4-9	LW-620570-4	Harness Assembly	4-5
LW-14444	Pump, Fuel	2-5	LW-620570-14	Harness Assembly	4-5
LW-14511	Shaft	2-13	MS124703	Insert	2-1
LW-14626	Crankcase Assembly	1-1	MS13997-3	Key	3-5
LW-14637	Shim	5-15	MS13998-3	Cap	3-5
LW-14637	Shim	5-17	MS16562-28	Pin	2-13
LW-14649	Shim	5-15	MS16625-1100	Ring	2-15
LW-14649	Shim	5-17	MS16625-1125	Ring	5-15
LW-14650	Shim	5-16	MS16625-1125	Ring	5-17
LW-14663	Crankcase Assembly	1-1	MS20822-4	Elbow	4-5
LW-14669	Crankcase Assembly	1-1	MS20822-4	Elbow	4-9
LW-14720	Strut	5-13	MS26822-6	Elbow	6-5
LW-14736	Gage Assembly	1-3	MS20822-6	Elbow	6-11
LW-14739	Gage Assembly	1-3	MS20823-6	Elbow	6-7
LW-14741	Gage Assembly	1-3	MS20823-6	Elbow	6-9
LW-14801	Pipe	6-4	MS20823-60	Elbow	3-3
LW-14802	Pipe	6-4	MS21919-DG4	Clip	6-29

LYCOMING IO-720 PARTS CATALOG

NUMERICAL INDEX

PART NO.	PART NAME	PAGE NO.	PART NO.	PART NAME	PAGE NO.
MS21919-DG4	Clip	6-31	STD-35	Washer	2-13
MS21919-G12	Clamp	4-9	STD-35	Washer	3-8
MS21919-G12	Clip	6-25	STD-35	Washer	5-13
MS21919-G12	Clip	6-27	STD-35	Washer	5-19
MS21919-G12	Clip	6-29	STD-35	Washer	5-20
MS21919-G12	Clip	6-33	STD-35	Washer	6-5
MS29512-04	Oil Seal	4-9	STD-35	Washer	6-7
MS29512-04	Oil Seal	4-5	STD-35	Washer	6-9
MS29512-6	Oil Seal	6-5	STD-35	Washer	6-11
MS29512-6	Oil Seal	6-7	STD-68	Pin	5-19
MS29512-6	Oil Seal	6-9	STD-82	Screw	6-5
MS29512-6	Oil Seal	6-11	STD-82	Screw	6-7
MS29512-10	Oil Seal	2-15	STD-82	Screw	6-11
MS9068-009	Ring	2-13	STD-91	Plug	6-1
MS9068-009	Ring	2-14	STD-95	Key	2-13
STD-8	Washer	1-9	STD-95	Key	2-14
STD-8	Washer	1-11	STD-111	Gasket	6-3
STD-8	Washer	2-3	STD-122	Washer	2-14
STD-8	Washer	2-11	STD-160	Washer	1-9
STD-8	Washer	2-12	STD-160	Washer	1-11
STD-8	Washer	2-13	STD-160	Washer	2-3
STD-8	Washer	2-14	STD-160	Washer	2-11
STD-8	Washer	2-15	STD-160	Washer	2-12
STD-8	Washer	3-7	STD-160	Washer	2-13
STD-8	Washer	4-1	STD-160	Washer	2-14
STD-8	Washer	4-5	STD-160	Washer	2-15
STD-8	Washer	4-9	STD-160	Washer	3-7
STD-8	Washer	5-17	STD-160	Washer	6-1
STD-8	Washer	6-1	STD-160	Washer	6-3
STD-8	Washer	6-3	STD-160	Washer	6-4
STD-8	Washer	6-4	STD-160	Washer	6-5
STD-8	Washer	6-7	STD-160	Washer	6-7
STD-8	Washer	6-9	STD-160	Washer	6-9
STD-8	Washer	6-11	STD-160	Washer	6-27
STD-8	Washer	6-27	STD-160	Washer	6-31
STD-8	Washer	6-33	STD-160	Washer	6-33
STD-19	Dowel	1-7	STD-178	Washer	2-14
STD-33	Washer	1-3	STD-208	Oil Seal	2-11
STD-33	Washer	1-9	STD-208	Oil Seal	2-12
STD-33	Washer	1-11	STD-208	Oil Seal	2-13
STD-33	Washer	4-5	STD-208	Oil Seal	2-14
STD-33	Washer	4-9	STD-213	Seal	2-5
STD-33	Washer	5-13	STD-251	Washer	6-5
STD-33	Washer	5-17	STD-251	Washer	6-7
STD-35	Washer	1-7	STD-251	Washer	6-11
STD-35	Washer	1-9	STD-294	Gasket	2-15
STD-35	Washer	1-11	STD-355	Plug	6-1
STD-35	Washer	2-3	STD-425	Washer	1-4
STD-35	Washer	2-5	STD-425	Washer	6-25
STD-35	Washer	2-12	STD-425	Washer	6-27

LYCOMING IO-720 PARTS CATALOG

NUMERICAL INDEX

PART NO.	PART NAME	PAGE NO.	PART NO.	PART NAME	PAGE NO.
STD-425	Washer	6-29	STD-705	Bolt	6-27
STD-425	Washer	6-33	STD-705	Bolt	6-31
STD-475	Washer	1-7	STD-713	Pin	5-13
STD-475	Washer	1-9	STD-713	Pin	5-16
STD-475	Washer	1-11	STD-713	Pin	5-17
STD-475	Washer	2-5	STD-714	Pin	2-3
STD-475	Washer	2-12	STD-737	Key	1-5
STD-475	Washer	2-13	STD-737	Key	1-7
STD-475	Washer	3-8	STD-761	Pin	1-9
STD-475	Washer	4-1	STD-761	Pin	5-16
STD-475	Washer	4-5	STD-783	Plug	1-1
STD-475	Washer	4-9	STD-783	Plug	2-1
STD-475	Washer	5-13	STD-784	Plug	2-1
STD-475	Washer	5-20	STD-798	Dowel	1-7
STD-514	Dowel	1-1	STD-847	Screw	1-5
STD-514	Dowel	6-1	STD-860	Screw	6-25
STD-551	Plug	6-3	STD-860	Screw	6-27
STD-557	Dowel	1-1	STD-860	Screw	6-29
STD-596	Nut	1-3	STD-860	Screw	6-31
STD-596	Nut	1-11	STD-860	Screw	6-33
STD-596	Nut	5-17	STD-872	Nut	1-11
STD-632	Washer	5-16	STD-872	Nut	5-13
STD-669	Washer	5-15	STD-872	Nut	5-16
STD-670	Nut	3-7	STD-872	Nut	5-17
STD-670	Nut	4-9	STD-1002	Ring	1-4
STD-670	Nut	6-25	STD-1003	Dowel	2-13
STD-670	Nut	6-27	STD-1003	Dowel	2-14
STD-670	Nut	6-29	STD-1035	Nut	1-9
STD-670	Nut	6-31	STD-1045	Gasket	1-4
STD-670	Nut	6-33	STD-1065	Dowel	1-5
STD-676	Nut	5-15	STD-1199	Pin	1-5
STD-676	Nut	5-17	STD-1204	Bolt	2-3
STD-678	Washer	1-3	STD-1211	Plug	1-5
STD-678	Washer	1-9	STD-1215	Bolt	2-3
STD-678	Washer	1-11	STD-1215	Bolt	6-4
STD-678	Washer	5-17	STD-1296	Screw	6-1
STD-684	Nipple	3-7	STD-1339	Plug	1-1
STD-690	Washer	5-13	STD-1339	Plug	2-1
STD-690	Washer	5-16	STD-1339	Plug	2-3
STD-690	Washer	5-17	STD-1342	Washer	1-9
STD-692	Screw	3-7	STD-1373	Insert	5-17
STD-692	Screw	4-9	STD-1409	Nut	1-11
STD-692	Screw	6-25	STD-1410	Nut	1-7
STD-692	Screw	6-27	STD-1410	Nut	1-11
STD-692	Screw	6-33	STD-1410	Nut	2-5
STD-696	Washer	4-1	STD-1410	Nut	2-12
STD-696	Washer	4-9	STD-1410	Nut	2-13
STD-696	Washer	6-27	STD-1410	Nut	3-8
STD-696	Washer	6-31	STD-1410	Nut	4-1
STD-705	Screw	1-8	STD-1410	Nut	4-5
STD-705	Screw	2-5			

LYCOMING IO-720 PARTS CATALOG

NUMERICAL INDEX

PART NO.	PART NAME	PAGE NO.	PART NO.	PART NAME	PAGE NO.
STD-1410	Nut	4-9	STD-1817	Bolt	5-13
STD-1410	Nut	5-20	STD-1817	Bolt	5-16
STD-1410	Nut	6-5	STD-1817	Bolt	5-19
STD-1410	Nut	6-7	STD-1838	Bolt	5-13
STD-1410	Nut	6-9	STD-1838	Bolt	5-15
STD-1410	Nut	6-11	STD-1851	Bolt	5-19
STD-1411	Nut	1-9	STD-1856	Screw	2-15
STD-1411	Nut	1-11	STD-1872	Insert	3-3
STD-1411	Nut	2-11	STD-1874	Screw	4-5
STD-1411	Nut	2-12	STD-1874	Screw	4-9
STD-1411	Nut	2-13	STD-1875	Bolt	6-7
STD-1411	Nut	2-14	STD-1875	Bolt	6-11
STD-1411	Nut	2-15	STD-1875	Bolt	6-27
STD-1411	Nut	3-7	STD-1875	Bolt	6-33
STD-1411	Nut	6-1	STD-1887	Bolt	2-15
STD-1411	Nut	6-3	STD-1889	Bolt	5-15
STD-1411	Nut	6-5	STD-1890	Bolt	6-11
STD-1411	Nut	6-7	STD-1901	Drive Stud	6-3
STD-1411	Nut	6-9	STD-1903	Bolt	1-11
STD-1414	Bolt	1-11	STD-1904	Bolt	1-11
STD-1414	Bolt	6-7	STD-1905	Bolt	1-11
STD-1414	Bolt	6-9	STD-1916	Screw	4-1
STD-1419	Bolt	1-11	STD-1925	Screw	3-7
STD-1419	Bolt	2-3	STD-1926	Bolt	5-13
STD-1419	Bolt	6-3	STD-1926	Bolt	5-19
STD-1419	Bolt	6-7	STD-1931	Bolt	2-3
STD-1419	Bolt	6-9	STD-1948	Bolt	1-11
STD-1420	Nut	2-3	STD-2007	Washer	4-5
STD-1420	Nut	5-19	STD-2007	Washer	4-9
STD-1499	Bolt	6-5	STD-2025	Bolt	1-9
STD-1646	Bolt	1-11	STD-2045	Nut	1-9
STD-1646	Bolt	6-1	STD-2057	Key	1-9
STD-1685	Nut	5-17	STD-2078	Dowel	1-5
STD-1688	Bolt	6-1	STD-2084	Bolt	1-11
STD-1688	Bolt	6-3	STD-2084	Bolt	5-17
STD-1727	Washer	5-13	STD-2090	Nut	3-7
STD-1727	Washer	5-15	STD-2104	Dowel	2-13
STD-1727	Washer	5-17	STD-2104	Dowel	2-14
STD-1727	Washer	5-19	STD-2120	Bolt	5-17
STD-1732	Ring	1-5	STD-2153	Screw	2-15
STD-1737	Ring	2-5	STD-2156	Bolt	1-9
STD-1737	Ring	2-14	STD-2156	Bolt	5-13
STD-1763	Locknut	6-5	STD-2166	Nipple	6-5
STD-1763	Locknut	6-7	STD-2166	Elbow	6-7
STD-1763	Locknut	6-9	STD-2166	Elbow	6-9
STD-1763	Locknut	6-11	STD-2167	Screw	1-8
STD-1774	Pin	2-5	STD-2168	Nut	1-8
STD-1774	Dowel	2-11	STD-2174	Clamp	3-7
STD-1774	Pin	2-12	STD-2180	Hose	3-7
STD-1791	Screw	1-5	25C-8	Stud	3-3

LYCOMING IO-720 PARTS CATALOG

NUMERICAL INDEX

PART NO.	PART NAME	PAGE NO.	PART NO.	PART NAME	PAGE NO.
25C-9	Stud	6-1	61261	Stud	1-1
25C-12	Stud	2-1	61261	Stud	2-1
25C-12	Stud	2-14	61261	Stud	3-3
25C-14	Stud	2-15	61262	Stud	6-1
25C-19	Stud	2-1	61297	Impeller	2-3
25C-21	Stud	2-1	61298	Impeller	2-3
25C-39	Stud	2-1	61503	Sleeve	3-5
31C-10	Stud	3-3	61548	Nameplate	6-3
31C-19	Stud	2-1	62224	Gasket	4-1
31C-20	Stud	2-1	62224	Gasket	4-5
31CD-20	Stud	2-1	62255	Clamp	4-9
31C-21	Stud	1-1	62388	Cap	3-5
31C-17	Stud	1-1	62922	Seal	3-5
38-13	Stud	1-1	65007	Retainer	1-1
38-15	Stud	1-1	66610	Bushing	3-3
38-15	Stud	6-1	66670	Bushing	3-3
38-17	Stud	1-1	66713	Guide	3-3
38-17	Stud	6-1	66728	Washer	3-5
38D-17	Stud	1-1	66731	Cover	3-7
38-22	Stud	1-1	66732	Gasket	3-7
50-15	Stud	1-1	66734	Stud	1-1
383-B	Nut	3-7	66796	Insert	3-3
1028-B	Ball	1-4	67114	Bushing	3-5
1102	Plug	1-1	67193	Gasket	3-7
1102	Plug	2-15	67195	Flange	3-8
1102	Plug	3-3	67528	Stud	1-1
1102	Plug	6-1	67528	Stud	2-1
1182-D4	Spark Plug	4-11	67528	Stud	3-3
1182-K4	Spark Plug	4-11	67530	Bushing	1-8
1182-M3	Spark Plug	4-11	67536	Adapter Assembly	2-11
1182-P5	Spark Plug	4-11	67556	Stud	1-1
1182-W5	Spark Plug	4-11	68315	Gasket	2-12
1540	Plug	2-15	68315	Gasket	2-13
1691-C	Gasket	2-5	68316	Stud	1-1
8313	Gasket	2-11	68316	Stud	6-1
8313	Gasket	2-12	68316	Stud	6-7
8313	Gasket	2-14	68316	Stud	6-11
60329	Shaft	2-3	68542	Spring	2-15
60422	Screen	6-3	68593	Spacer	2-11
60430	Cover	2-11	68668	Spring	1-4
60430	Cover	2-12	68749-1	Shaft	1-8
60431	Cover	2-5	68753	Spacer	1-5
60803	Strap	1-11	68795	Cover Assembly	3-7
60828	Plug	3-1	68875	Retainer	4-1
60882	Gear	1-6	69159	Adapter Assembly	2-5
60945	Plug	1-5	69164	Gasket	2-5
61084	Spring	1-4	69260	Insert	3-3
61155	Gear	1-5	69336	Stud	2-1
61156	Lockplate	1-5	69531	Plate	3-7
61183	Gasket	2-11	69532	Seat	3-5

LYCOMING IO-720 PARTS CATALOG

NUMERICAL INDEX

PART NO.	PART NAME	PAGE NO.	PART NO.	PART NAME	PAGE NO.
69679	Stud	1-1	72210	Gasket	6-7
69740	Stud	6-1	72210	Gasket	6-11
69796	Dowel	1-1	72212	Seat	3-3
69942	Stud	2-12	72220	Gasket	1-3
69942	Stud	2-13	72242	Cover Assembly	3-7
69943	Stud	2-13	72255	Shroud Tube Assembly	3-5
69943	Stud	6-1	72257	Shroud Tube Assembly	3-5
70384	Shaft	1-7	72279	Starter	5-20
70387	Gear	1-5	72306	Bracket	1-3
70388	Gear	1-7	72312	Ring	1-3
70389	Gear	1-7	72343	Stabilizer	3-3
70419	Bracket	5-19	72344	Stabilizer	3-3
70455	Gasket	1-7	72378	Cover	1-7
70457	Gasket	1-3	72626	Shaft	3-5
70474	Washer	2-5	72695	Generator	5-1
71133	Nut	3-7	72696	Regulator	5-1
71134	Nut	3-7	72701	Flange	3-8
71265	Rocker Assembly	3-5	72706	Insert	6-1
71266	Rocker Assembly	3-5	72709	Screw	3-7
71349	Relay	5-1	72710	Cover	3-7
71450	Gasket	3-7	72711	Ring	6-4
71481	Ring	3-7	72815	Twist, Bracket	4-9
71549	Washer	3-5	72829	Lockplate	2-5
71596	Washer	2-11	72834	Cover	3-7
71596	Washer	2-12	72918	Baffle Assembly	3-7
71610	Hook	3-7	72974	Gear Assembly	2-11
71611	Retainer	3-7	72986	Extension	1-3
71643	Shaft Assembly	1-5	73000	Coupling	4-5
71650	Shield	2-1	73031	Housing Assembly	6-7
71894	Seat	3-3	73031	Housing Assembly	6-11
71903	Bushing	1-5	73032	Gasket	6-5
71907	Washer	1-5	73032	Gasket	6-7
71973	Gasket	6-4	73032	Gasket	6-9
72000	Belt	5-1	73032	Gasket	6-11
72037	Clip	6-29	73050	Clamp	4-9
72037	Clip	6-31	73050	Bracket	6-27
72050	Key	3-5	73050	Clip	6-29
72053	Gasket	1-7	73050	Clip	6-31
72075	Seal	1-4	73050	Clip	6-33
72078	Lockplate	1-5	73061	Body	1-4
72080	Gear	1-5	73111	Valve	3-5
72091	Ring	1-4	73136	Bracket	6-27
72093	Plate	4-1	73136	Bracket	6-29
72095	Gear Assembly	4-1	73136	Bracket	6-33
72119	Gasket	6-1	73152	Bracket	6-27
72155	Bushing	1-5	73152	Bracket	6-29
72156	Bushing	1-5	73209	Housing Assembly	6-1
72158	Bushing	1-1	73249	Washer	1-7
72179	Stud	6-1	73250	Washer	1-7
72198	Plug	3-1	73251	Washer	1-7

LYCOMING IO-720 PARTS CATALOG

NUMERICAL INDEX

PART NO.	PART NAME	PAGE NO.	PART NO.	PART NAME	PAGE NO.
73252	Washer	1-7	73814	Roller	1-5
73274	Housing Assembly	2-1	73816	Slinger	1-5
73281	Shaft	2-3	73817	Lockplate	1-8
73282	Gear Assembly	1-8	73818	Gasket	2-1
73300	Housing	2-15	73821	Pipe	6-4
73301	Gear Assembly	2-12	73822	Pipe	6-4
73303	Adapter Assembly	2-12	73823	Pipe	6-4
73305	Shaft	2-5	73824	Pipe	6-4
73306	Gear Assembly	2-5	73825	Pipe	6-4
73308	Shaftgear Assembly	2-5	73826	Pipe	6-4
73382	Tube Assembly	3-7	73827	Pipe	6-4
73383	Lockplate	5-13	73828	Pipe	6-4
73383	Lockplate	5-15	73829	Screen Assembly	2-15
73383	Lockplate	5-19	73830	Gasket	2-15
73384	Tube Assembly	3-7	73843	Clamp	6-25
73387	Tube Assembly	3-7	73846	Baffle Assembly	3-7
73388	Tube Assembly	3-7	73857	Ring	3-1
73389	Clamp	4-1	73948	Cylinder and Head Assy.	3-3
73445	Rod Assembly	3-5	73966	Spacer	6-5
73446	Rod Assembly	3-5	73966	Spacer	6-7
73447	Rod Assembly	3-5	73966	Spacer	6-11
73448	Rod Assembly	3-5	73971	Clamp	4-9
73455	Rod Assembly	3-5	73998	Ring	3-1
73456	Rod Assembly	3-5	74000	Bracket	6-5
73457	Rod Assembly	3-5	74000	Bracket	6-7
73458	Rod Assembly	3-5	74000	Bracket	6-11
73545	Rod Assembly	3-5	74006	Screw	4-1
73546	Rod Assembly	3-5	74099	Sump Assembly	6-1
73547	Rod Assembly	3-5	74151	Nozzle	6-5
73548	Rod Assembly	3-5	74151	Nozzle	6-7
73555	Rod Assembly	3-5	74151	Nozzle	6-9
73556	Rod Assembly	3-5	74151	Nozzle	6-11
73557	Rod Assembly	3-5	74230	Guide	3-3
73558	Rod Assembly	3-5	74241	Ring	3-1
73643	Counterweight Assembly	1-5	74278	Bracket Assembly	6-25
73644	Counterweight Assembly	1-5	74278	Bracket Assembly	6-27
73647	Fitting	2-15	74278	Bracket Assembly	6-33
73648	Roller	1-5	74292	Regulator	5-1
73649	Roller	1-5	74309	Bearing	3-1
73650	Clip	6-25	74319	Alternator	5-1
73698	Lead Assembly	4-1	74320	Gage Assembly	1-3
73751	Clip	6-25	74321	Support Assembly	1-5
73751	Clip	6-27	74323	Strut	5-13
73751	Clip	6-29	74324	Bracket	5-13
73751	Clip	6-31	74325	Link	5-13
73751	Clip	6-33	74360	Flange	6-4
73772	Nozzle Assembly	1-1	74440	Fuel Injector	6-5
73810	Bushing	1-5	74460	Support Assembly	1-5
73811	Bushing	1-5	74461	Bracket	6-11
73812	Counterweight Assembly	1-5	74462	Gage Assembly	1-3

LYCOMING IO-720 PARTS CATALOG

NUMERICAL INDEX

PART NO.	PART NAME	PAGE NO.	PART NO.	PART NAME	PAGE NO.
74464	Bracket	6-5	75374	Baffle	6-1
74464	Bracket	6-7	75380	Link	5-13
74470	Bracket	6-7	75415	Cylinder and Head Assy.	3-3
74471	Manifold Assembly	6-7	75418	Magneto and Ignition Harness Assy.	4-1
74472	Manifold Assembly	6-7	75444	Adapter Assembly	6-1
74473	Divider Assembly	6-7	75447	Nipple	6-7
74494	Plate	3-7	75550	Support Assembly	1-6
74519	Belt	5-1	75638	Manifold Assembly	6-11
74547	Pump, Fuel	2-5	75717	Cylinder and Head Assy.	3-3
74563	Cylinder and Head Assy.	3-3	75761	Extension	1-3
74673	Ring	3-1	75838	Guide	3-3
74700	Fuel Injector	6-5	75944	Valve Assembly	2-15
74700	Fuel Injector	6-9	75965	Clamp	4-5
74704	Screw	4-1	75965	Clamp	4-9
74718	Baffle Assembly	3-7	76026	Belt	5-1
74756	Gasket	3-8	76028	Link	5-19
74770	Bracket	6-9	76173	Support Assembly	1-6
74804	Relay	5-1	76190	Cylinder and Head Assy.	3-3
74816	Alternator	5-1	76198	Support	6-5
74863	Pulley	5-1	76220	Stud	1-11
74878	Fan and Baffle Assembly	5-1	76302	Pump	2-13
74880	Alternator Assy.	5-1	76348	Manifold Assembly	6-5
74887	Spacer	3-7	76349	Tube Assembly	6-25
74978	Belt	5-1	76356	Tube Assembly	6-25
75060	Bolt	3-1	76357	Tube Assembly	6-25
75107	Housing Assembly	6-1	76358	Tube Assembly	6-25
75110	Baffle	6-1	76359	Tube Assembly	6-25
75111	Pipe	6-4	76360	Tube Assembly	6-25
75112	Pipe	6-4	76361	Tube Assembly	6-25
75113	Pipe	6-4	76362	Tube Assembly	6-25
75114	Pipe	6-4	76364	Elbow	2-5
75115	Pipe	6-4	76368	Support	6-5
75116	Pipe	6-4	76380	Hose Assembly	6-33
75118	Gasket	3-8	76414	Bracket	6-5
75119	Fuel Injector	6-11	76420	Pulley	5-15
75151	Stabilizer	3-3	76421	Alternator Pulley	5-1
75152	Stabilizer	3-3	76421	Alternator	5-16
75164	Stabilizer	3-3	76510	Gasket	2-15
75177	Magneto	4-1	76529	Plug	1-4
75178	Magneto	4-1	76530	Seat	1-1
75179	Coil	4-1	76534	Shim	5-13
75180	Ignition Harness Assy.	4-1	76534	Shim	5-16
75220	Alternator Assembly	5-1	76534	Shim	5-17
75286	Manifold Assembly	6-5	76539	Seat	2-15
75287	Body Assembly	2-3	76734	Zip Strap	4-9
75302	Dowel	1-1	76735	Bracket	6-31
75309	Crankshaft Assembly	1-5	76768	Lockwasher	5-15
75310	Crankshaft and Ct'wt. Assy.	1-5	76768	Lockwasher	5-17
75338	Baffle Assembly	3-7	76769	Locknut	5-15
75373	Baffle	6-1	76769	Locknut	5-17

LYCOMING IO-720 PARTS CATALOG

NUMERICAL INDEX

PART NO.	PART NAME	PAGE NO.	PART NO.	PART NAME	PAGE NO.
76790	Bracket	1-3	77875	Gear	1-7
76840	Extension	1-3	77879	Starter	5-20
77289	Bracket	1-3	77906	Spacer	3-7
77291	Bracket	1-3	77915	Elbow	6-9
77309	Bushing	2-5	78060	Relay	5-1
77309	Bushing	4-1	78194	Shaftgear	2-13
77309	Bushing	4-5	78195	Adapter Assembly	2-13
77311	Bracket	1-3	78196	Drive Assembly	2-13
77312	Bracket	1-3	78290	Plunger Assembly	3-5
77436	Sleeve	4-5	78443	Seal	1-4
77438	Gear Assembly	4-5	78487	Support Assembly	1-6
77467	Spring	1-4	78523	Elbow	2-5
77527	Extension	1-3	78524	Socket	3-5
77611	Gasket	3-8	78611	Washer	2-14
77708	Washer	2-13	78612	Shaft	2-14
77756	Bracket	5-15	78614	Pulley	5-15
77757	Bracket	5-15	78617	Idler Shaft	5-15
77808	Valve Assembly	1-4	78617	Idler Shaft	5-17
77834	Adapter Assembly	2-13	78629	Ball Bearing	5-15
77852	Oil Filter Base Assy.	2-15	78629	Ball Bearing	5-17
77853	Oil Filter Housing Assy.	2-15	78639	Pulley and Shaft Assy.	5-15
77872	Bushing	1-7	78648	Pump	2-14
77874	Gear Assembly	1-7			